

Pictet - Global Megatrend Selection - P dy USD / LU0386863137 / A0X8JW / Pictet AM (EU)

|                              |           |               |                 |             |
|------------------------------|-----------|---------------|-----------------|-------------|
| Last 09/19/2024 <sup>1</sup> | Region    | Branch        | Type of yield   | Type        |
| 414.27 USD                   | Worldwide | Mixed Sectors | paying dividend | Equity Fund |



Risk key figures

|   |                  |   |   |   |   |   |   |
|---|------------------|---|---|---|---|---|---|
| SRI                                     | 1                | 2 | 3 | 4 | 5 | 6 | 7 |
| Mountain-View Funds Rating <sup>2</sup> | EDA <sup>3</sup> |   |   |   |   |   |   |
|   | 83               |   |   |   |   |   |   |

Yearly Performance

|      |         |
|------|---------|
| 2023 | +20.49% |
| 2022 | -26.33% |
| 2021 | +10.21% |
| 2020 | +24.75% |
| 2019 | +28.16% |

| Master data         |                                  | Conditions  |       | Other figures             |       |
|---------------------|----------------------------------|---|-------|---------------------------|-------|
| Fund type           | Single fund                      | Issue surcharge   | 5.00% | Minimum investment        | UNT 0 |
| Category            | Equity                           | Planned administr. fee  | 0.00% | Savings plan              | -     |
| Sub category        | Mixed Sectors                    | Deposit fees  | 0.06% | UCITS / OGAW              | Yes   |
| Fund domicile       | Luxembourg                       | Redemption charge   | 1.00% | Performance fee           | 0.00% |
| Tranch volume       | (09/19/2024) EUR 24.13 mill.     | Ongoing charges   | -     | Redeployment fee          | 0.00% |
| Total volume        | (09/19/2024) EUR 11,080.79 mill. | <b>Dividends</b>  |       | <b>Investment company</b> |       |
| Launch date         | 10/31/2008                       | Pictet AM (EU)<br>6B, rue du Fort Niedergruenewald, 2226,<br>Luxembourg<br>Luxembourg<br>www.am.pictet/de/germany |       |                           |       |
| KEST report funds   | Yes                              |   |       |                           |       |
| Business year start | 01.10.                           |   |       |                           |       |
| Sustainability type | -                                |   |       |                           |       |
| Fund manager        | Hans Peter Portner               |   |       |                           |       |

| Performance      | 1M     | 6M     | YTD     | 1Y      | 2Y      | 3Y      | 5Y      | Since start |
|------------------|--------|--------|---------|---------|---------|---------|---------|-------------|
| Performance      | +2.65% | +6.02% | +10.10% | +22.70% | +33.36% | -0.61%  | +44.21% | +314.27%    |
| Performance p.a. | -      | -      | -       | +22.63% | +15.46% | -0.20%  | +7.59%  | +9.35%      |
| Sharpe ratio     | 2.83   | 0.60   | 0.78    | 1.34    | 0.74    | -0.19   | 0.21    | 0.35        |
| Volatility       | 11.52% | 14.79% | 14.03%  | 14.35%  | 16.26%  | 18.88%  | 19.44%  | 16.74%      |
| Worst month      | -      | -4.34% | -4.34%  | -5.58%  | -9.54%  | -11.56% | -11.56% | -11.69%     |
| Best month       | -      | 2.62%  | 8.13%   | 11.09%  | 11.09%  | 11.09%  | 12.34%  | 12.34%      |
| Maximum loss     | -3.62% | -7.93% | -7.93%  | -8.74%  | -14.19% | -35.09% | -35.36% | -           |

Distribution permission

Austria, Germany, Switzerland, United Kingdom, Luxembourg, Czech Republic

<sup>1</sup> Important note on update status: The displayed date refers exclusively to the calculation of the NAV.

<sup>2</sup> The Mountain-View Data Fund Rating calculates a comparative ranking for funds using yield, volatility and trend data. For more information visit [MVD Funds Rating](#)

<sup>3</sup> Displays the Ethical-Dynamical Ratio calculated according to standard criteria. The maximum value is 100. For more information visit [EDA](#)

**Pictet - Global Megatrend Selection - P dy USD / LU0386863137 / A0X8JW / Pictet AM (EU)**

**Investment strategy**

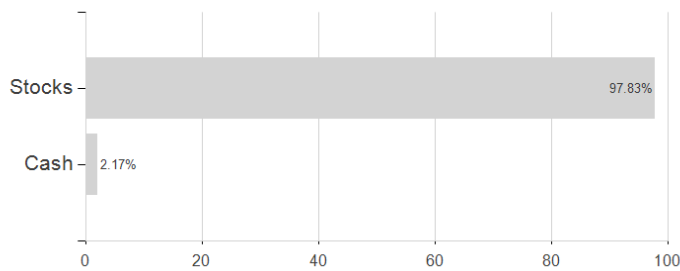
In actively managing the Compartment, the Investment Manager uses a combination of market and fundamental company analysis to select securities that it believes offer favourable growth prospects at a reasonable price. The Investment Manager considers ESG factors a core element of its strategy by seeking to invest mainly in economic activities that contribute to an environmental and social objective whilst avoiding activities that adversely affect society or the environment. Voting rights are methodically exercised and there may be engagement with companies to positively influence ESG practices. For further information, please refer to our exclusion framework in the Responsible Investment policy\*, SFDR product category Article 8. The portfolio composition is not constrained relative to the benchmark, so the similarity of the fund's performance to that of the benchmark may vary.

**Investment goal**

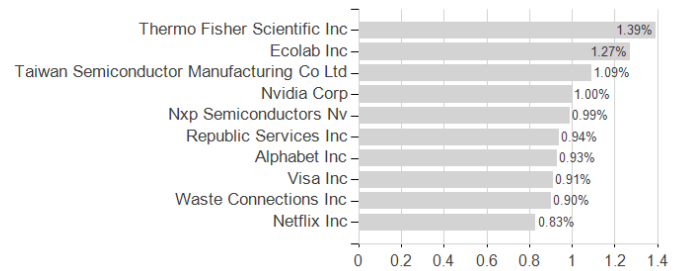
MSCI AC World (USD), an index that does not take into account environmental, social and governance (ESG) factors. Used for risk monitoring, performance objective and performance measurement. The Compartment mainly invests in equities of companies that appear to benefit from demographic, environmental, lifestyle and other long-term global trends. The Compartment may invest worldwide, including in emerging markets and Mainland China.

**Assessment Structure**

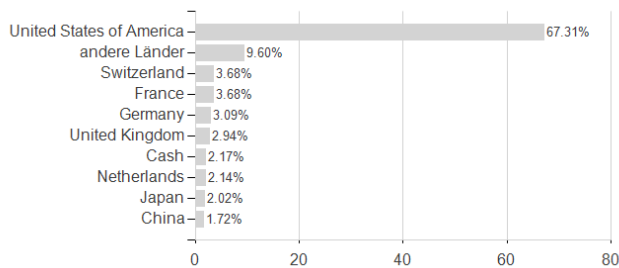
**Assets**



**Largest positions**



**Countries**



**Branches**

