

RVT Wachstum Fund / LI0016654811 / A0Q6C9 / Ahead Wealth Sol.

Last 09/27/2023 ¹	Region	Branch	Type of yield	Type
190.00 CHF	Worldwide	Mixed Fund/Focus Equity	reinvestment	Mixed Fund



Risk key figures

SRR1	1	2	3	4	5	6	7
------	---	---	---	---	---	---	---

Mountain-View Funds Rating	EDA ²
▲ ▲ ▲ ▲ ▲ ▲	72

Yearly Performance

2022	-15.74%
2021	+10.26%
2020	+6.55%
2019	+13.30%
2018	-16.79%

Master data		Conditions		Other figures	
Fund type	Single fund	Issue surcharge	3.00%	Minimum investment	UNT 1
Category	Mixed Fund	Planned administr. fee	0.00%	Savings plan	-
Sub category	Mixed Fund/Focus Equity	Deposit fees	0.00%	UCITS / OGAW	Yes
Fund domicile	Liechtenstein	Redemption charge	0.00%	Performance fee	10.00%
Tranch volume	(09/27/2023) CHF 5.44 mill.	Ongoing charges	(12/31/2021) 2.75%	Redeployment fee	0.00%
Total volume	(09/27/2023) CHF 5.44 mill.	Dividends		Investment company	
Launch date	9/25/2003			Ahead Wealth Sol.	
KESt report funds	No			Austrasse 37, 9490, Vaduz	
Business year start	01.01.			Liechtenstein	
Sustainability type	-			https://www.ahead.li	
Fund manager	ArclInvest AG				

Performance	1M	6M	YTD	1Y	2Y	3Y	5Y	Since start
Performance	+0.76%	+0.96%	+6.42%	+8.57%	-8.70%	+6.56%	+2.10%	+90.00%
Performance p.a.	-	-	-	+8.59%	-4.46%	+2.15%	+0.42%	+3.26%
Sharpe ratio	0.91	-0.34	0.57	0.45	-0.72	-0.15	-0.25	-0.05
Volatility	7.13%	5.91%	9.12%	10.38%	11.65%	11.60%	14.07%	13.64%
Worst month	-	-2.21%	-4.19%	-5.22%	-6.58%	-6.58%	-17.14%	-17.14%
Best month	-	2.48%	5.21%	5.21%	5.21%	9.27%	11.99%	11.99%
Maximum loss	-0.92%	-4.27%	-4.43%	-4.43%	-20.70%	-20.70%	-26.84%	-
Outperformance	-	-	9.69%	+12.94%	+8.06%	-2.64%	-9.54%	-

Distribution permission

Switzerland

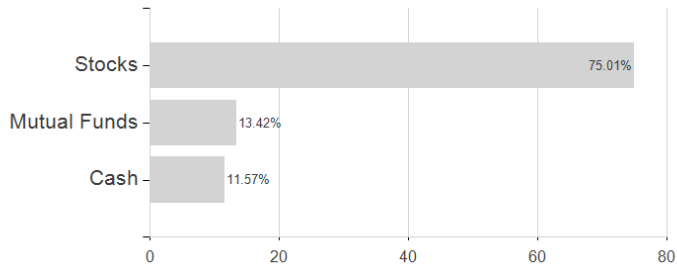
¹ Important note on update status: The displayed date refers exclusively to the calculation of the NAV.

² Displays the Ethical-Dynamical Ratio calculated according to standard criteria. The maximum value is 100. For more information visit <http://www.mountain-view.com/FER-Fonds-Rating.pdf>

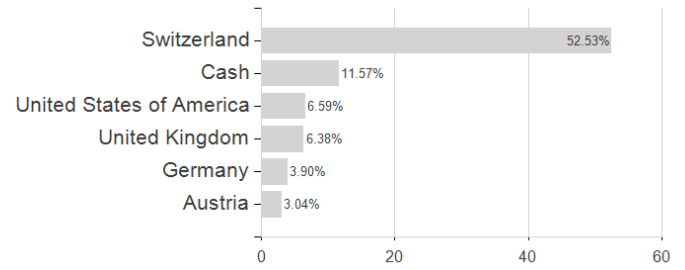
RVT Wachstum Fund / LI0016654811 / A0Q6C9 / Ahead Wealth Sol.

Assessment Structure

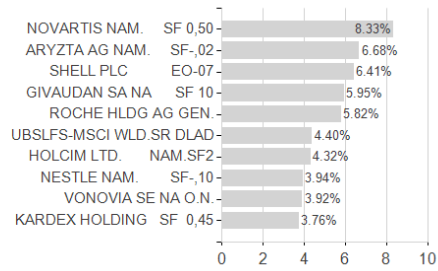
Assets



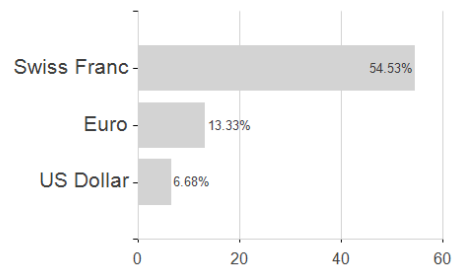
Countries



Largest positions



Currencies



Branches

