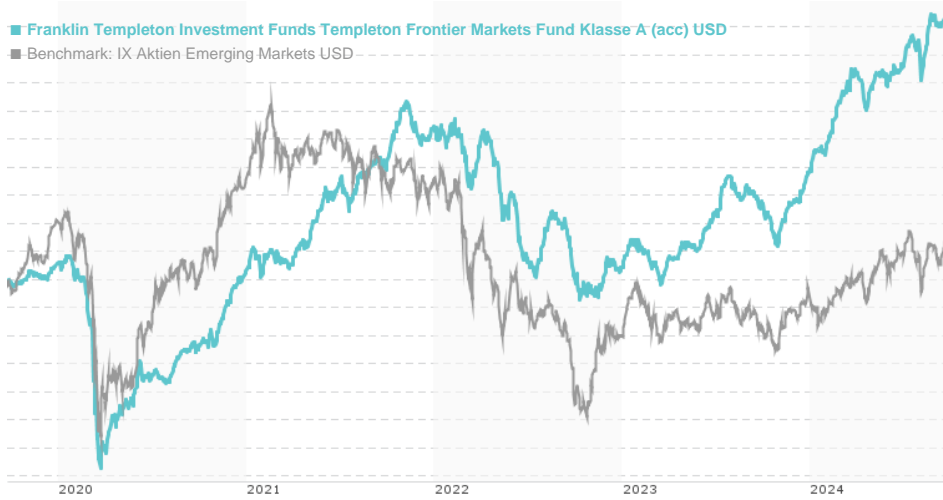


Franklin Templeton Investment Funds Templeton Frontier Markets Fund Klasse A (acc) USD / LU0390136736 /

Last 09/23/2024 ¹	Region	Branch	Type of yield	Type
25.61 USD	Emerging Markets	Mixed Sectors	reinvestment	Equity Fund



Risk key figures

SRI	1	2	3	4	5	6	7
Mountain-View Funds Rating ²	EDA ³						
	76						

Yearly Performance

2023	+16.49%
2022	-19.50%
2021	+25.00%
2020	-1.34%
2019	+6.78%

Master data		Conditions		Other figures	
Fund type	Single fund	Issue surcharge	5.75%	Minimum investment	USD 1,000.00
Category	Equity	Planned administr. fee	0.00%	Savings plan	-
Sub category	Mixed Sectors	Deposit fees	0.14%	UCITS / OGAW	Yes
Fund domicile	Luxembourg	Redemption charge	0.00%	Performance fee	0.00%
Tranch volume	(08/30/2024) USD 61.24 mill.	Ongoing charges	-	Redeployment fee	0.00%
Total volume	(08/30/2024) USD 289.58 mill.	Dividends		Investment company	
Launch date	10/14/2008	Franklin Templeton			
KESt report funds	Yes	Schottenring 16, 2.OG, 1010, Wien			
Business year start	01.07.	Austria			
Sustainability type	-	https://www.franklintempleton.at			
Fund manager	Bassel Khatoun, Ahmed Awny				

Performance	1M	6M	YTD	1Y	2Y	3Y	5Y	Since start
Performance	-0.23%	+7.74%	+23.30%	+29.93%	+40.64%	+21.32%	+46.51%	+156.10%
Performance p.a.	-	-	-	+30.03%	+18.56%	+6.65%	+7.93%	+6.07%
Sharpe ratio	-0.98	1.41	3.41	3.03	1.66	0.31	0.36	0.24
Volatility	6.30%	9.08%	8.80%	8.80%	9.10%	10.32%	12.65%	10.88%
Worst month	-	-2.59%	-2.59%	-6.66%	-8.85%	-10.62%	-24.31%	-24.31%
Best month	-	4.49%	7.75%	7.75%	7.75%	7.83%	9.98%	14.36%
Maximum loss	-1.48%	-5.63%	-5.63%	-6.94%	-10.54%	-26.64%	-36.32%	-

Distribution permission

Austria, Germany, Switzerland, United Kingdom, Czech Republic

1 Important note on update status: The displayed date refers exclusively to the calculation of the NAV.

2 The Mountain-View Data Fund Rating calculates a comparative ranking for funds using yield, volatility and trend data. For more information visit [MVD Funds Rating](#)

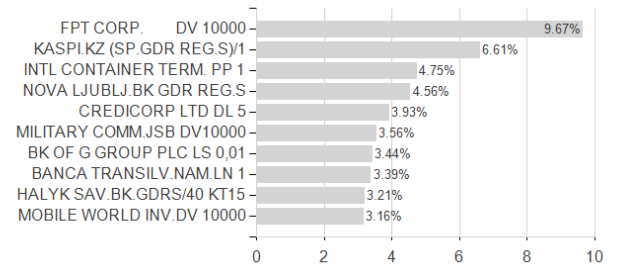
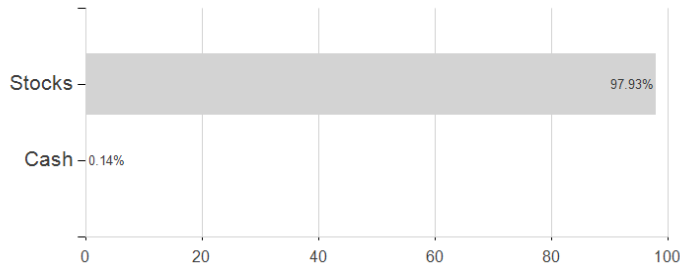
3 Displays the Ethical-Dynamical Ratio calculated according to standard criteria. The maximum value is 100. For more information visit [EDA](#)

Franklin Templeton Investment Funds Templeton Frontier Markets Fund Klasse A (acc) USD / LU0390136736 /

Assessment Structure

Assets

Largest positions



Countries

Branches

Currencies

