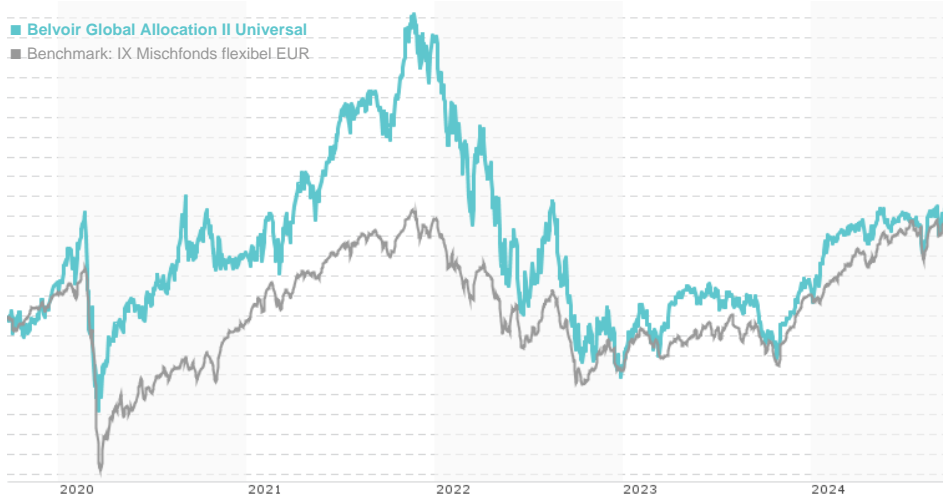


Belvoir Global Allocation II Universal / DE000A0RA4N9 / A0RA4N / Universal-Investment

Last 09/19/2024 ¹	Region	Branch	Type of yield	Type
171.69 EUR	Worldwide	Mixed fund/flexible	reinvestment	Mixed Fund



Risk key figures

SRI	1	2	3	4	5	6	7
Mountain-View Funds Rating ²	EDA ³						
	78						

Yearly Performance

2023	+9.55%
2022	-25.85%
2021	+20.17%
2020	+3.56%
2019	+13.74%

Master data		Conditions		Other figures	
Fund type	Single fund	Issue surcharge	5.00%	Minimum investment	UNT 0
Category	Mixed Fund	Planned administr. fee	0.00%	Savings plan	Yes
Sub category	Mixed fund/flexible	Deposit fees	0.15%	UCITS / OGAW	Yes
Fund domicile	Germany	Redemption charge	0.00%	Performance fee	10.00%
Tranch volume	(09/19/2024) EUR 21.86 mill.	Ongoing charges	-	Redeployment fee	0.00%
Total volume	(09/18/2024) EUR 21.71 mill.	Dividends		Investment company	
Launch date	11/20/2008	02.01.2018	0.08 EUR	Universal-Investment	
KESt report funds	Yes	01.11.2017	0.56 EUR	Theodor-Heuss-Allee 70, 60486, Frankfurt am Main	
Business year start	01.11.	01.11.2016	0.39 EUR	Germany	
Sustainability type	-	02.11.2015	0.19 EUR	https://www.universal-investment.com	
Fund manager	-	03.11.2014	0.16 EUR		

Performance	1M	6M	YTD	1Y	2Y	3Y	5Y	Since start
Performance	+0.59%	+2.23%	+7.26%	+10.12%	+9.04%	-6.10%	+11.19%	+74.55%
Performance p.a.	-	-	-	+10.09%	+4.41%	-2.08%	+2.14%	+3.58%
Sharpe ratio	0.49	0.15	0.97	0.95	0.10	-0.44	-0.10	0.01
Volatility	7.68%	6.74%	7.08%	6.98%	9.26%	12.46%	12.64%	10.20%
Worst month	-	-1.22%	-1.22%	-3.52%	-7.00%	-7.00%	-7.00%	-7.00%
Best month	-	1.67%	2.71%	4.15%	5.41%	6.89%	6.89%	6.89%
Maximum loss	-2.60%	-4.04%	-4.04%	-5.15%	-7.96%	-28.00%	-28.00%	-

Distribution permission

Germany, Switzerland, Czech Republic

¹ Important note on update status: The displayed date refers exclusively to the calculation of the NAV.

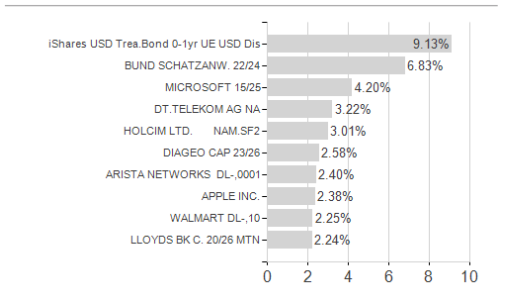
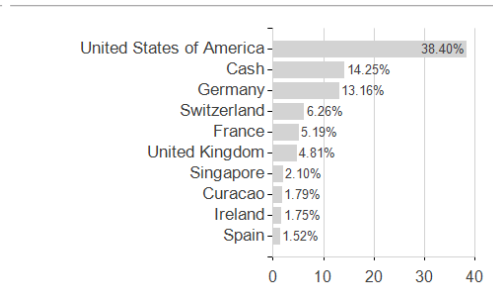
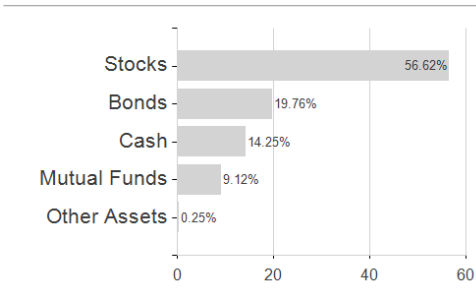
² The Mountain-View Data Fund Rating calculates a comparative ranking for funds using yield, volatility and trend data. For more information visit [MVD Funds Rating](#)

³ Displays the Ethical-Dynamical Ratio calculated according to standard criteria. The maximum value is 100. For more information visit [EDA](#)

Belvoir Global Allocation II Universal / DE000A0RA4N9 / A0RA4N / Universal-Investment

Assessment Structure

Assets Countries Largest positions



Issuer

Duration

Currencies

