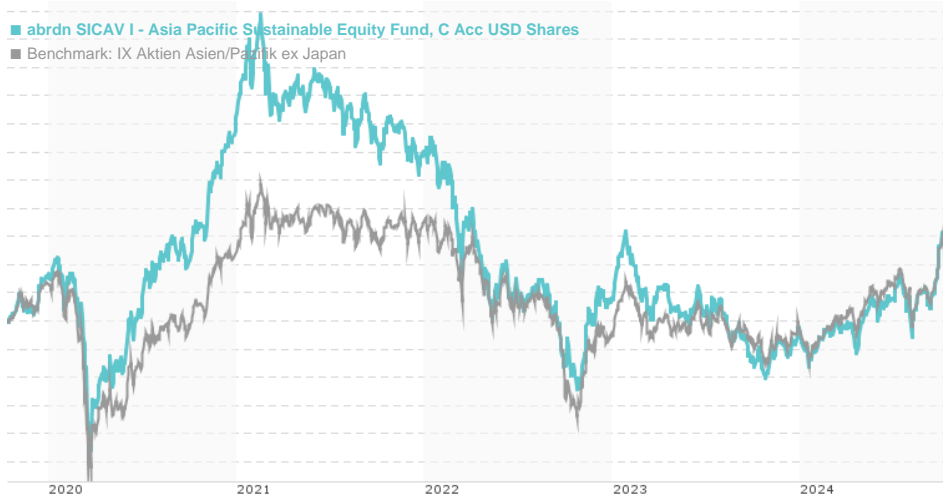


abrdn SICAV I - Asia Pacific Sustainable Equity Fund, C Acc USD Shares / LU0355301770 / A0NJBFB / abrdn Inv.(LU)

Last 10/11/2024 ¹	Region	Branch	Type of yield	Type
19.21 USD	Asia/Pacific ex Japan	Mixed Sectors	reinvestment	Equity Fund



Risk key figures

SRI	1	2	3	4	5	6	7
Mountain-View Funds Rating ²							EDA ³
							79

Yearly Performance

2023	-4.86%
2022	-20.09%
2021	-5.07%
2020	+27.34%
2019	+17.49%

Master data		Conditions		Other figures	
Fund type	Single fund	Issue surcharge	0.00%	Minimum investment	USD 1,000.00
Category	Equity	Planned administr. fee	0.00%	Savings plan	-
Sub category	Mixed Sectors	Deposit fees	0.00%	UCITS / OGAW	Yes
Fund domicile	Luxembourg	Redemption charge	0.00%	Performance fee	0.00%
Tranch volume	(10/11/2024) USD 0.182 mill.	Ongoing charges	-	Redeployment fee	0.00%
Total volume	(10/11/2024) USD 1,675.66 mill.	Dividends		Investment company	
Launch date	10/1/2008	abrdn Inv.(LU)			
KEST report funds	Yes	Avenue John F Kennedy 35a, L-1855, Luxembourg			
Business year start	01.10.	Luxembourg			
Sustainability type	Ethics/ecology	www.abrdn.com/de-at			
Fund manager	Asia Pacific Equity Team				

Performance	1M	6M	YTD	1Y	2Y	3Y	5Y	Since start
Performance	+9.39%	+12.84%	+13.23%	+18.07%	+22.82%	-14.81%	+12.95%	+92.10%
Performance p.a.	-	-	-	+18.02%	+10.81%	-5.20%	+2.46%	+4.15%
Sharpe ratio	11.45	1.50	0.96	1.01	0.47	-0.48	-0.04	0.05
Volatility	17.02%	16.04%	14.68%	14.70%	16.22%	17.47%	18.85%	18.36%
Worst month	-	-1.39%	-4.45%	-4.45%	-7.39%	-11.60%	-13.34%	-13.34%
Best month	-	7.06%	7.06%	7.06%	17.01%	17.01%	17.01%	29.64%
Maximum loss	-3.92%	-10.13%	-10.13%	-10.13%	-22.54%	-35.63%	-43.08%	-

Distribution permission

Austria, Germany, Switzerland, United Kingdom, Luxembourg, Czech Republic

1 Important note on update status: The displayed date refers exclusively to the calculation of the NAV.

2 The Mountain-View Data Fund Rating calculates a comparative ranking for funds using yield, volatility and trend data. For more information visit [MVD Funds Rating](#)

3 Displays the Ethical-Dynamical Ratio calculated according to standard criteria. The maximum value is 100. For more information visit [EDA](#)

abrdn SICAV I - Asia Pacific Sustainable Equity Fund, C Acc USD Shares / LU0355301770 / A0NJBF / abrdn Inv.(LU)

Investment strategy

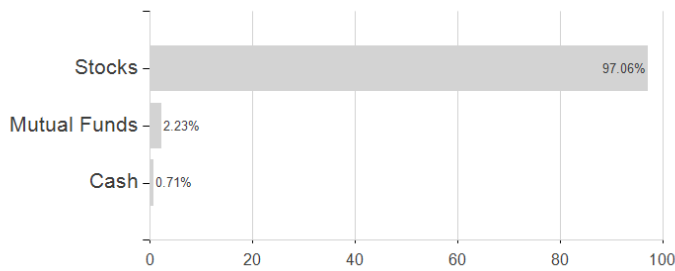
The Fund invests at least 90% in equities and equity related securities of companies listed, incorporated or domiciled in Asia Pacific countries (excluding Japan) or having significant operations and/or exposure to Asia Pacific countries (excluding Japan). The Fund may invest up to 30% of its net assets in Mainland China equity and equity-related securities, although only up to 20% may be invested directly through QFI regime, the Shanghai-Hong Kong and Shenzhen-Hong Kong Stock Connect programme or by any other available means.

Investment goal

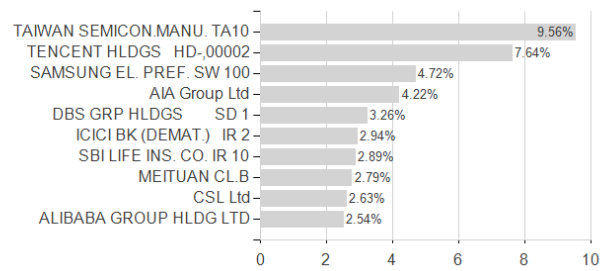
The Fund aims to achieve a combination of growth and income by investing in companies in Asia Pacific countries (excluding Japan), which adhere to the abrdn Asia Pacific Sustainable Equity Investment Approach (the "Investment Approach"). The Fund aims to outperform the MSCI AC Asia Pacific ex Japan Index (USD) benchmark (before charges).

Assessment Structure

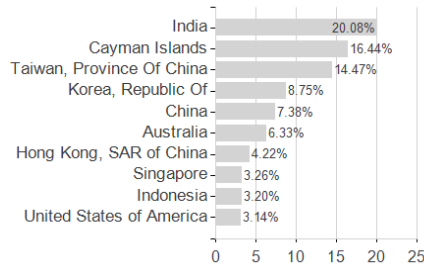
Assets



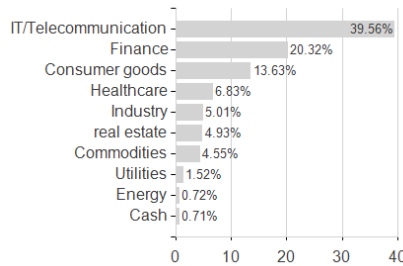
Largest positions



Countries



Branches



Currencies

