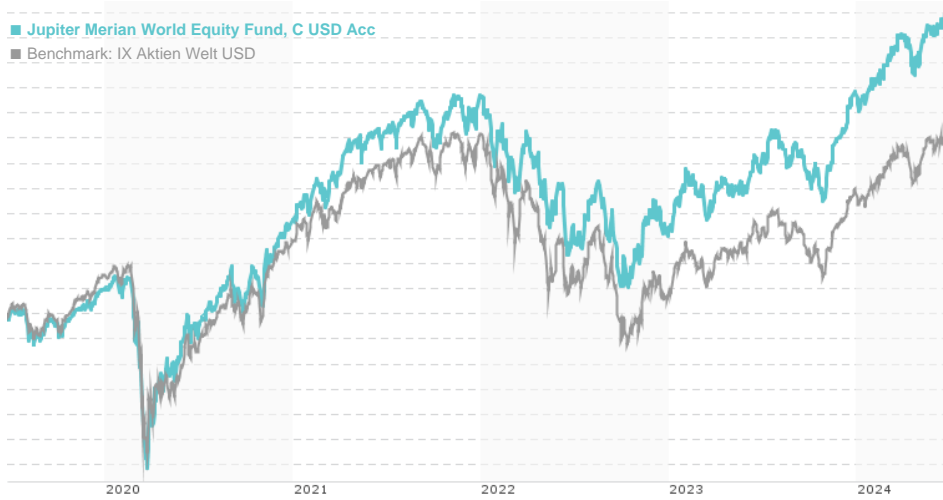


Jupiter Merian World Equity Fund, C USD Acc / IE0031332939 / A0PC0U / Jupiter AM (EU)

Last 06/24/2024 ¹	Region	Branch	Type of yield	Type
36.06 USD	Worldwide	Mixed Sectors	reinvestment	Equity Fund



Risk key figures

SRI 1 2 3 4 5 6 7

Mountain-View Funds Rating² EDA³

▲ ▲ ▲ ▲ ▲ ▲

Yearly Performance

2023	+22.85%
2022	-18.02%
2021	+20.29%
2020	+13.45%
2019	+19.40%

Master data		Conditions		Other figures	
Fund type	Single fund	Issue surcharge	1.00%	Minimum investment	USD 1,000.00
Category	Equity	Planned administr. fee	0.00%	Savings plan	-
Sub category	Mixed Sectors	Deposit fees	0.01%	UCITS / OGAW	Yes
Fund domicile	Ireland	Redemption charge	1.01%	Performance fee	0.00%
Tranch volume	(06/24/2024) USD 11.70 mill.	Ongoing charges	-	Redeployment fee	0.00%
Total volume	(06/24/2024) USD 264.55 mill.	Dividends		Investment company	
Launch date	7/16/2002			Jupiter AM (EU)	
KESt report funds	No			The Wilde 53 Merrion Square-South, D02 PR63, Dublin	
Business year start	01.01.			Ireland	
Sustainability type	-			www.jupiteram.com/	
Fund manager	Amadeo Alentorn, Matus Mrazik, Yuangao Liu, James Murray				

Performance	1M	6M	YTD	1Y	2Y	3Y	5Y	Since start
Performance	+1.62%	+9.79%	+9.96%	+23.16%	+38.41%	+16.92%	+58.17%	+260.62%
Performance p.a.	-	-	-	+23.23%	+17.62%	+5.34%	+9.59%	+6.02%
Sharpe ratio	1.79	1.66	1.72	1.72	0.93	0.11	0.33	0.14
Volatility	9.52%	10.52%	10.66%	11.41%	14.96%	15.68%	17.77%	17.01%
Worst month	-	-2.23%	-2.23%	-4.00%	-9.25%	-9.25%	-14.00%	-17.49%
Best month	-	6.47%	6.47%	9.80%	9.80%	9.80%	11.91%	14.01%
Maximum loss	-1.12%	-5.21%	-5.21%	-10.41%	-16.65%	-26.53%	-35.56%	-

Distribution permission

Austria, Germany, Switzerland, United Kingdom

¹ Important note on update status: The displayed date refers exclusively to the calculation of the NAV.
² The Mountain-View Data Fund Rating calculates a comparative ranking for funds using yield, volatility and trend data. For more information visit [MVD Funds Rating](#)
³ Displays the Ethical-Dynamical Ratio calculated according to standard criteria. The maximum value is 100. For more information visit [EDA](#)

Jupiter Merian World Equity Fund, C USD Acc / IE0031332939 / A0PC0U / Jupiter AM (EU)

Investment strategy

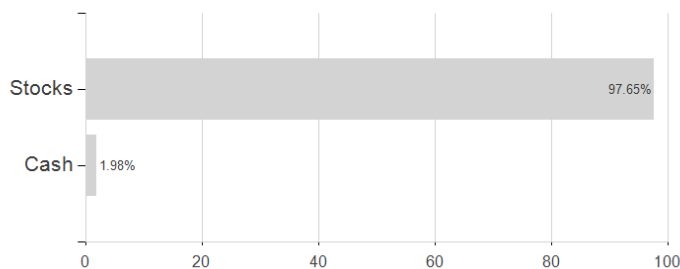
The Fund will invest at least 70% in company shares and similar investments anywhere in the world. Companies may be of all sizes and in any industry (e.g. pharmaceuticals, finance, etc). The Fund may invest up to 20% in companies domiciled in emerging markets or which have a predominant proportion of their assets or business operations in the emerging markets and which are listed, traded or dealt in on a Regulated Market. The Fund may invest up to 15% in REITs (Real Estate Investment Trusts). The Fund uses derivatives (i.e. financial contracts whose value is linked to the expected price movements of an underlying investment), with the aim of reducing the overall costs and/or risks of the Fund.

Investment goal

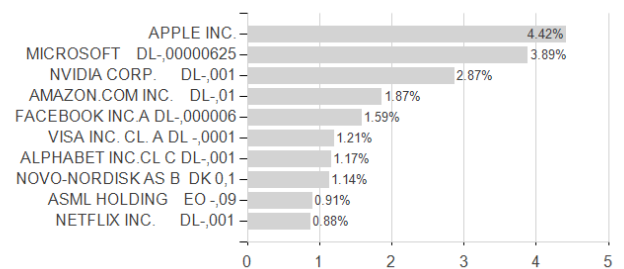
Capital growth by investing in shares (i.e. equities) and similar investments of companies listed or located throughout the world. In seeking to achieve its investment objective, the Fund aims to deliver a return, net of fees, greater than that of the MSCI World Index with net dividends re-invested over rolling 3 year periods.

Assessment Structure

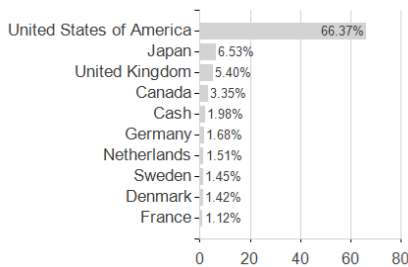
Assets



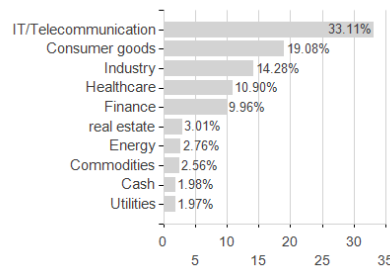
Largest positions



Countries



Branches



Currencies

