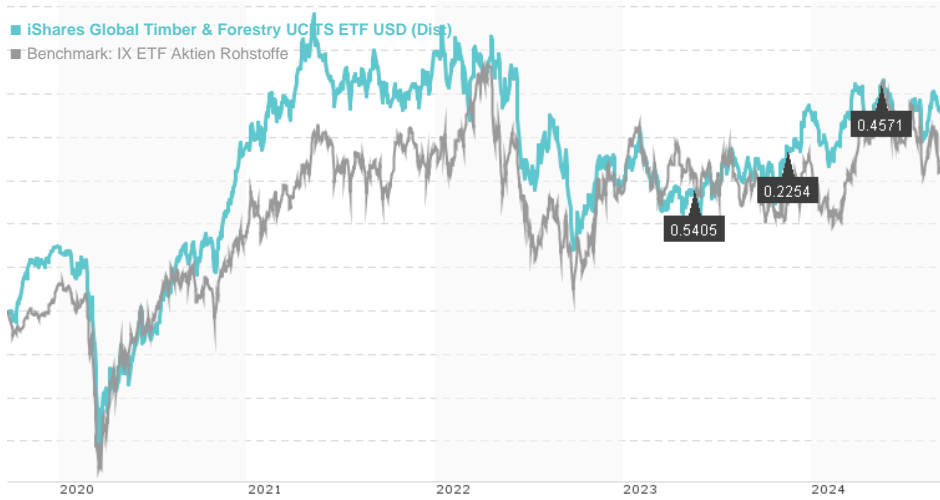


iShares Global Timber & Forestry UCITS ETF USD (Dist) / IE00B27YCF74 / A0M59G / BlackRock AM (IE)

Last 09/19/2024 ¹	Region	Branch	Type of yield	Type
29.48 USD	Worldwide	ETF Stocks	paying dividend	Alternative Investm.



Risk key figures

SRI	1	2	3	4	5	6	7	
Mountain-View Funds Rating ²							EDA ³	88

Yearly Performance

2023	+13.62%
2022	-19.26%
2021	+15.27%
2020	+20.72%
2019	+18.86%

Master data		Conditions		Other figures	
Fund type	Single fund	Issue surcharge	0.00%	Minimum investment	UNT 1
Category	Equity	Planned administr. fee	0.00%	Savings plan	-
Sub category	ETF Stocks	Deposit fees	0.00%	UCITS / OGAW	Yes
Fund domicile	Ireland	Redemption charge	0.00%	Performance fee	0.00%
Tranch volume	(09/19/2024) USD 245.26 mill.	Ongoing charges	-	Redeployment fee	0.00%
Total volume	(09/19/2024) USD 249.17 mill.	Dividends		Investment company	
Launch date	10/12/2007	16.05.2024	0.46 USD	BlackRock AM (IE)	
KESt report funds	Yes	16.11.2023	0.23 USD	12 Throgmorton Avenue, EC2N 2DL, London	
Business year start	01.11.	19.05.2023	0.54 USD	United Kingdom	
Sustainability type	-	17.11.2022	0.18 USD	https://www.blackrock.com	
Fund manager	BlackRock Asset Management Ireland Limited	12.05.2022	0.60 USD		

Performance	1M	6M	YTD	1Y	2Y	3Y	5Y	Since start
Performance	+5.79%	+5.27%	+5.69%	+14.49%	+25.25%	+4.58%	+53.28%	+71.30%
Performance p.a.	-	-	-	+14.45%	+11.91%	+1.50%	+8.91%	+3.23%
Sharpe ratio	6.26	0.53	0.34	0.76	0.53	-0.11	0.25	-0.01
Volatility	14.47%	13.84%	13.45%	14.46%	16.04%	18.04%	22.24%	21.76%
Worst month	-	-6.13%	-6.13%	-6.13%	-14.63%	-15.25%	-16.16%	-29.46%
Best month	-	6.49%	6.49%	9.00%	9.00%	9.00%	14.37%	27.60%
Maximum loss	-3.18%	-9.15%	-9.15%	-9.51%	-14.05%	-30.94%	-40.41%	-

Distribution permission

Austria, Germany, Switzerland, United Kingdom, Czech Republic

¹ Important note on update status: The displayed date refers exclusively to the calculation of the NAV.

² The Mountain-View Data Fund Rating calculates a comparative ranking for funds using yield, volatility and trend data. For more information visit [MVD Funds Rating](#)

³ Displays the Ethical-Dynamical Ratio calculated according to standard criteria. The maximum value is 100. For more information visit [EDA](#)

iShares Global Timber & Forestry UCITS ETF USD (Dist) / IE00B27YCF74 / A0M59G / BlackRock AM (IE)

Investment strategy

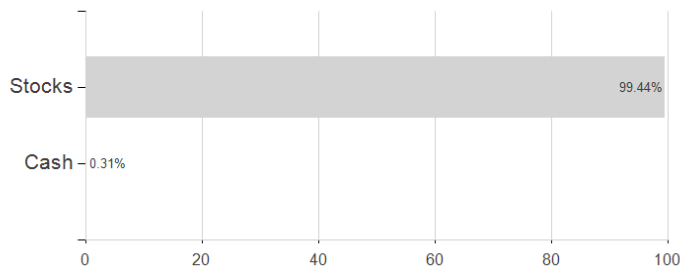
The Index measures the performance of publicly traded companies that are engaged in the global timber and forestry industry from both developed and emerging markets that meet the index provider's eligibility criteria and are not excluded by the index provider's environmental, social and governance exclusionary criteria. These companies may be timber and forest products companies, timber Real Estate Investment Trusts (REITs), paper products companies, paper packaging companies, or agricultural product companies. REITs are closed-ended investment vehicles that invest in, manage and own, real estate. The Index is weighted by market capitalisation. Market capitalisation is the share price of the company multiplied by the number of shares issued. The investment manager may use financial derivative instruments (FDIs) (i.e. investments the prices of which are based on one or more underlying assets) to help achieve the Fund's investment objective. FDIs may be used for direct investment purposes.

Investment goal

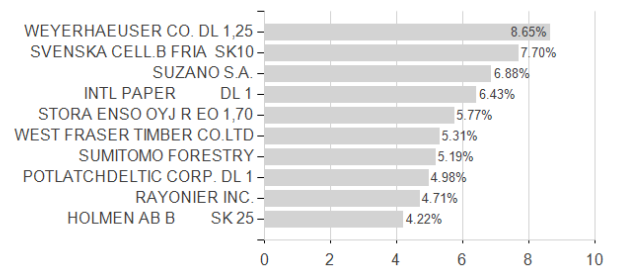
The Share Class is a share class of a Fund which aims to achieve a return on your investment, through a combination of capital growth and income on the Fund's assets, which reflects the return of the S&P Global Timber & Forestry Index, the Fund's benchmark index (Index). The Share Class, via the Fund is passively managed and aims to invest so far as possible and practicable in the equity securities (e.g. shares) that make up the Index.

Assessment Structure

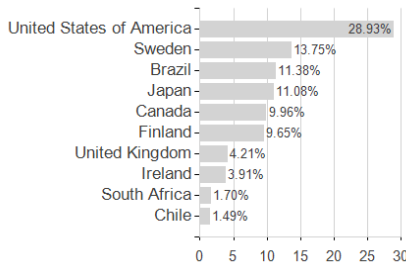
Assets



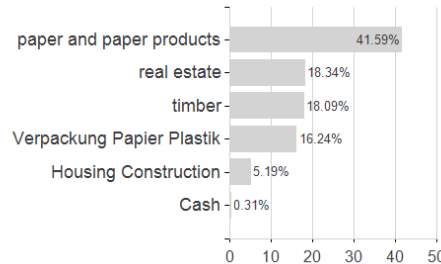
Largest positions



Countries



Branches



Currencies

