

Xtrackers Euro Stoxx 50 UCITS ETF 1C / LU0380865021 / DBX1ET / DWS Investment SA

Last 05/30/2024 ¹	Region	Branch	Type of yield	Type
83.88 EUR	Euroland	ETF Stocks	reinvestment	Alternative Investm.

■ Xtrackers Euro Stoxx 50 UCITS ETF 1C
■ Benchmark: IX ETF Aktien Euroland



Risk key figures

SRI 1 2 3 4 5 6 7

Mountain-View Funds Rating² EDA³

60

Yearly Performance

2023	+22.80%
2022	-9.04%
2021	+23.99%
2020	-2.88%
2019	+29.50%

Master data		Conditions		Other figures	
Fund type	Single fund	Issue surcharge	0.00%	Minimum investment	UNT 1
Category	Equity	Planned administr. fee	0.00%	Savings plan	Yes
Sub category	ETF Stocks	Deposit fees	0.00%	UCITS / OGAW	Yes
Fund domicile	Luxembourg	Redemption charge	0.00%	Performance fee	0.00%
Tranch volume	(05/30/2024) EUR 3,937.25 mill.	Ongoing charges	-	Redeployment fee	0.00%
Total volume	(04/30/2024) EUR 7,339.31 mill.	Dividends		Investment company	
Launch date	8/29/2008			DWS Investment SA	
KESr report funds	Yes			Mainzer Landstraße 11-17, 60329, Frankfurt am Main	
Business year start	01.01.			Germany	
Sustainability type	-			https://www.dws.de	
Fund manager	-				

Performance	1M	6M	YTD	1Y	2Y	3Y	5Y	Since start
Performance	+2.29%	+16.41%	+12.79%	+19.51%	+37.67%	+34.08%	+74.41%	+149.19%
Performance p.a.	-	-	-	+19.45%	+17.31%	+10.28%	+11.76%	+5.96%
Sharpe ratio	2.87	3.23	2.91	1.34	0.91	0.38	0.39	0.10
Volatility	9.73%	9.92%	10.49%	11.77%	14.94%	17.28%	20.30%	21.87%
Worst month	-	-2.32%	-2.32%	-3.84%	-8.75%	-8.75%	-16.19%	-16.19%
Best month	-	8.07%	5.05%	8.07%	9.92%	9.92%	18.06%	18.06%
Maximum loss	-2.26%	-3.16%	-3.16%	-10.08%	-14.32%	-23.37%	-38.24%	-

Distribution permission

Austria, Germany, Switzerland, United Kingdom, Luxembourg

¹ Important note on update status: The displayed date refers exclusively to the calculation of the NAV.

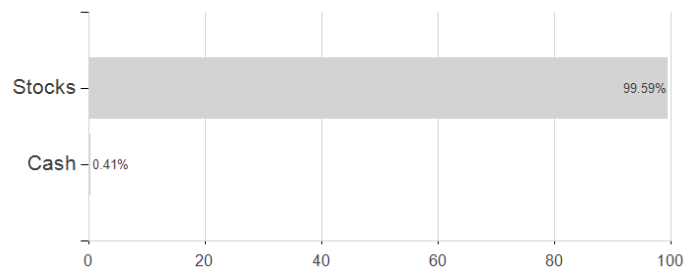
Xtrackers Euro Stoxx 50 UCITS ETF 1C / LU0380865021 / DBX1ET / DWS Investment SA

2 The Mountain-View Data Fund Rating calculates a comparative ranking for funds using yield, volatility and trend data. For more information visit [MVD Funds Rating](#)

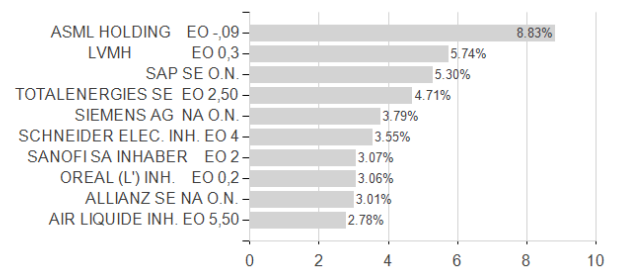
3 Displays the Ethical-Dynamical Ratio calculated according to standard criteria. The maximum value is 100. For more information visit [EDA](#)

Assessment Structure

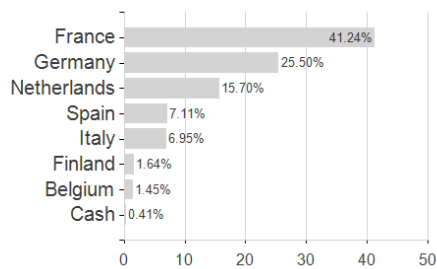
Assets



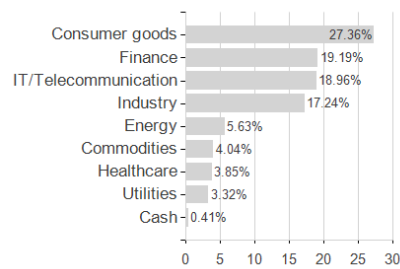
Largest positions



Countries



Branches



Currencies

