

## LBBW Rohstoffe 1 I / DE000A0MU8J9 / A0MU8J / LBBW AM

Last 05/13/2024 <sup>1</sup>	Region	Branch	Type of yield	Type
80.53 EUR	Worldwide	AI Commodities	paying dividend	Alternative Investm.

■ LBBW Rohstoffe 1 I  
■ Benchmark: IX AI - Commodities



## Risk key figures

SRI 1 2 3 4 5 6 7

Mountain-View Funds Rating<sup>2</sup>EDA<sup>3</sup>

## Yearly Performance

2023	-9.36%
2022	+6.78%
2021	+30.41%
2020	-3.58%
2019	+7.24%

Master data		Conditions		Other figures	
Fund type	Single fund	Issue surcharge	5.00%	Minimum investment	EUR 75,000.00
Category	Alternative Investments	Planned administr. fee	0.00%	Savings plan	-
Sub category	AI Commodities	Deposit fees	0.20%	UCITS / OGAW	Yes
Fund domicile	Germany	Redemption charge	0.00%	Performance fee	0.00%
Tranch volume	-	Ongoing charges	-	Redeployment fee	0.00%
Total volume	(05/13/2024) EUR 312.63 mill.	Dividends		Investment company	
Launch date	5/19/2008	11.03.2020	0.03 EUR	LBBW AM Pariser Platz 1, Haus 5, 70174, Stuttgart Germany <a href="https://www.lbbw-am.de">https://www.lbbw-am.de</a>	
KESr report funds	Yes	11.03.2019	0.21 EUR		
Business year start	01.01.	12.03.2018	0.39 EUR		
Sustainability type	-	02.01.2018	0.11 EUR		
Fund manager	Rohstoff-Team	13.03.2017	0.05 EUR		

Performance	1M	6M	YTD	1Y	2Y	3Y	5Y	Since start
Performance	-0.11%	+10.65%	+9.33%	+10.41%	-12.21%	+14.03%	+33.16%	-8.80%
Performance p.a.	-	-	-	+10.44%	-6.30%	+4.47%	+5.89%	-0.57%
Sharpe ratio	-0.40	1.33	1.85	0.47	-0.54	0.03	0.10	-0.25
Volatility	13.14%	14.14%	13.05%	14.04%	18.84%	20.39%	20.07%	17.93%
Worst month	-	-2.07%	-2.07%	-7.74%	-10.45%	-10.45%	-17.81%	-22.52%
Best month	-	5.66%	5.66%	8.89%	8.89%	8.89%	8.89%	14.19%
Maximum loss	-3.30%	-6.43%	-3.78%	-11.28%	-30.74%	-35.99%	-36.18%	-

## Distribution permission

Austria, Germany

<sup>1</sup> Important note on update status: The displayed date refers exclusively to the calculation of the NAV.

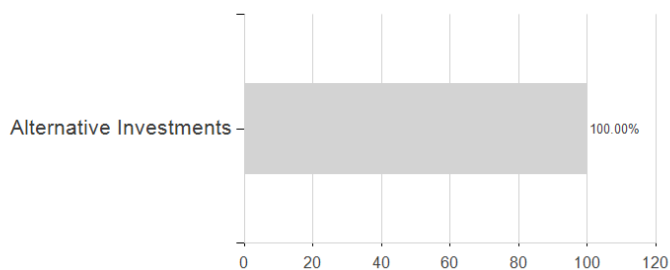
<sup>2</sup> The Mountain-View Data Fund Rating calculates a comparative ranking for funds using yield, volatility and trend data. For more information visit [MVD Funds Rating](#)

<sup>3</sup> Displays the Ethical-Dynamical Ratio calculated according to standard criteria. The maximum value is 100. For more information visit [EDA](#)

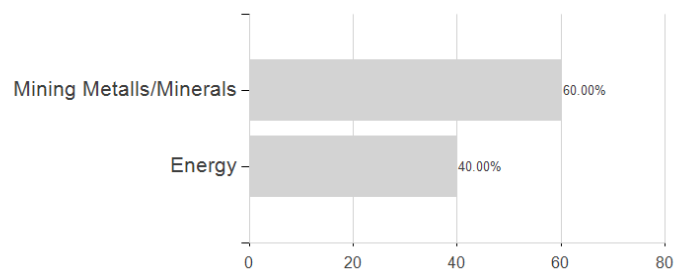
## LBBW Rohstoffe 1 I / DE000A0MU8J9 / A0MU8J / LBBW AM

### Assessment Structure

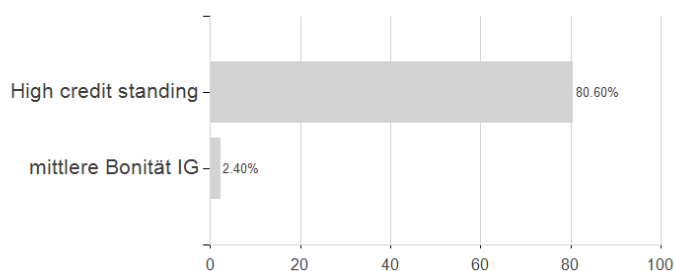
#### Assets



#### Branches



#### Rating



#### Duration

