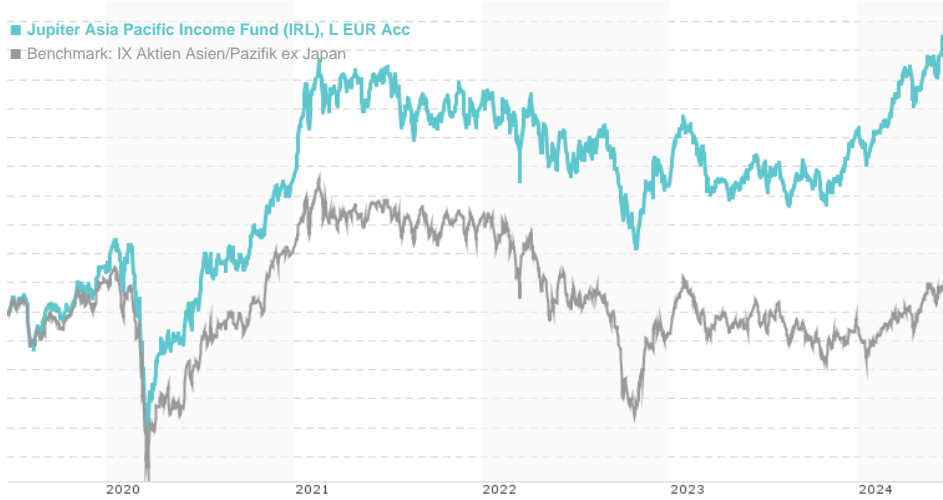


**Jupiter Asia Pacific Income Fund (IRL), L EUR Acc / IE00B01FHV31 / A0RMQ0 / Jupiter AM (EU)**

Last 06/21/2024 <sup>1</sup>	Region	Branch	Type of yield	Type
54.16 EUR	Asia/Pacific ex Japan	Mixed Sectors	reinvestment	Equity Fund



**Risk key figures**

SRI	1	2	3	4	5	6	7
Mountain-View Funds Rating <sup>2</sup>	EDA <sup>3</sup>						

**Yearly Performance**

2023	+7.48%
2022	-10.69%
2021	+10.44%
2020	+15.64%
2019	+18.45%

Master data		Conditions		Other figures	
Fund type	Single fund	Issue surcharge	5.00%	Minimum investment	USD 500.00
Category	Equity	Planned administr. fee	0.00%	Savings plan	-
Sub category	Mixed Sectors	Deposit fees	0.01%	UCITS / OGAW	Yes
Fund domicile	Ireland	Redemption charge	0.00%	Performance fee	0.00%
Tranch volume	(06/21/2024) USD 2.59 mill.	Ongoing charges	-	Redeployment fee	0.00%
Total volume	(06/21/2024) USD 136.54 mill.	Dividends		Investment company	
Launch date	11/29/2004	Jupiter AM (EU) The Wilde 53 Merrion Square-South, D02 PR63, Dublin Ireland www.jupiteram.com/			
KESt report funds	Yes				
Business year start	01.01.				
Sustainability type	-				
Fund manager	Jason Pidcock, Sam Konrad				

Performance	1M	6M	YTD	1Y	2Y	3Y	5Y	Since start
Performance	+5.84%	+17.60%	+15.39%	+20.18%	+20.58%	+8.30%	+50.62%	+441.60%
Performance p.a.	-	-	-	+20.12%	+9.80%	+2.69%	+8.53%	+9.01%
Sharpe ratio	8.08	3.32	3.06	1.57	0.49	-0.07	0.30	0.31
Volatility	11.30%	10.46%	10.47%	10.48%	12.50%	13.67%	15.94%	16.91%
Worst month	-	-1.65%	-1.65%	-3.90%	-10.29%	-10.29%	-12.14%	-12.64%
Best month	-	7.54%	7.54%	7.54%	13.06%	13.06%	13.06%	14.00%
Maximum loss	-2.53%	-5.05%	-5.05%	-6.18%	-15.95%	-21.95%	-29.66%	-

**Distribution permission**

Austria, Germany, Switzerland, United Kingdom

<sup>1</sup> Important note on update status: The displayed date refers exclusively to the calculation of the NAV.

<sup>2</sup> The Mountain-View Data Fund Rating calculates a comparative ranking for funds using yield, volatility and trend data. For more information visit [MVD Funds Rating](#)

<sup>3</sup> Displays the Ethical-Dynamical Ratio calculated according to standard criteria. The maximum value is 100. For more information visit [EDA](#)

## Jupiter Asia Pacific Income Fund (IRL), L EUR Acc / IE00B01FHV31 / A0RMQ0 / Jupiter AM (EU)

### Investment strategy

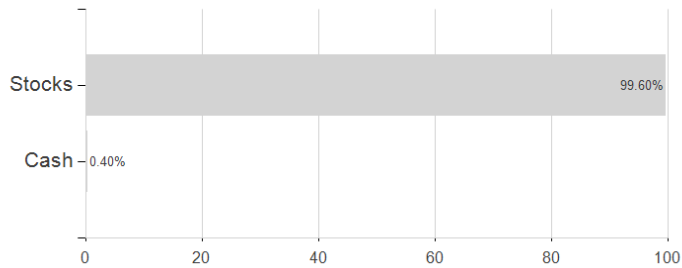
In seeking to achieve its investment objective, the Fund aims to deliver a return, net of fees, greater than that of the MSCI AC Asia Pacific ex Japan Index with net dividends re-invested over rolling 3 year periods. Exposure to China A Shares will not be more than 20 % of the Fund's Net Asset Value. The Fund may invest up to 10 % of its Net Asset Value in UCITS-eligible collective investment schemes. The Fund may also invest up to 15 % of its Net Asset Value in REITs. The Fund may use derivatives for efficient portfolio management purposes and for hedging purposes only.

### Investment goal

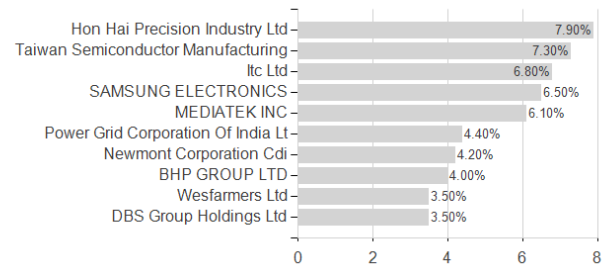
Long term capital growth and income by investing not less than 70% in shares of companies (i.e. equities) from the Asia Pacific region (excluding Japan) or companies which have a predominant proportion of their assets or business operations in the Asia Pacific region (excluding Japan).

### Assessment Structure

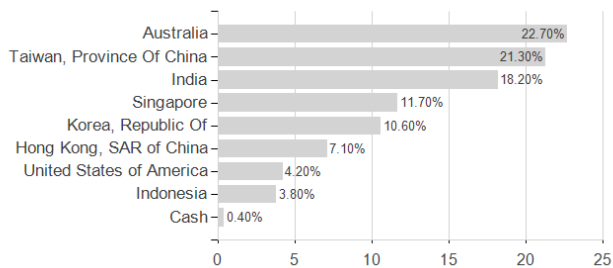
#### Assets



#### Largest positions



#### Countries



#### Branches

