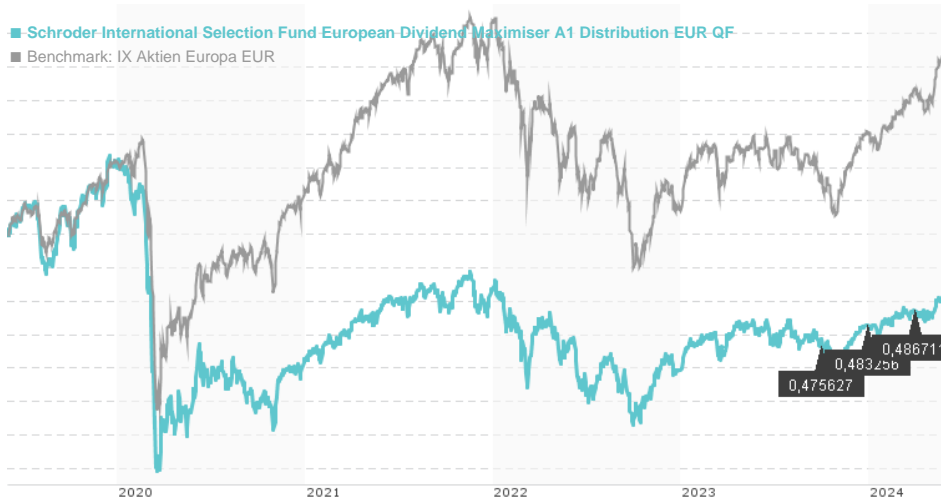


Schroder International Selection Fund European Dividend Maximiser A1 Distribution EUR QF / LU0321374661 /

Last 05/31/2024 ¹	Region	Branch	Type of yield	Type
27.81 EUR	Europe	Mixed Sectors	paying dividend	Equity Fund

■ Schroder International Selection Fund European Dividend Maximiser A1 Distribution EUR QF
■ Benchmark: IX Aktien Europa EUR



Risk key figures

SRI 1 2 3 4 5 6 7

Mountain-View Funds Rating²EDA³ 71

Yearly Performance

2023	+8.55%
2022	-13.31%
2021	+12.95%
2020	-25.99%
2019	+14.73%

Master data		Conditions		Other figures	
Fund type	Single fund	Issue surcharge	4.00%	Minimum investment	EUR 1,000.00
Category	Equity	Planned administr. fee	0.00%	Savings plan	-
Sub category	Mixed Sectors	Deposit fees	0.30%	UCITS / OGAW	Yes
Fund domicile	Luxembourg	Redemption charge	0.00%	Performance fee	0.00%
Tranch volume	(05/31/2024) EUR 21.17 mill.	Ongoing charges	-	Redeployment fee	0.00%
Total volume	(05/31/2024) EUR 210.67 mill.	Dividends		Investment company	
Launch date	10/5/2007	28.03.2024	0.49 EUR	Schroder IM (EU) 5, rue Höhenhof, 1736, Senningerberg Luxembourg https://www.schroders.com	
KESr report funds	Yes	28.12.2023	0.48 EUR		
Business year start	01.01.	28.09.2023	0.48 EUR		
Sustainability type	-	15.06.2023	0.50 EUR		
Fund manager	Mike Hodgson, Ghokhulan Manickavasagar, Jeegar Jagani, Scott Thomson, Nicholette MacDonald-Brown		23.03.2023	0.49 EUR	

Performance	1M	6M	YTD	1Y	2Y	3Y	5Y	Since start
Performance	+2.64%	+6.85%	+4.24%	+6.11%	+7.59%	+0.82%	-9.53%	-3.55%
Performance p.a.	-	-	-	+6.09%	+3.72%	+0.27%	-1.98%	-0.22%
Sharpe ratio	3.94	1.45	0.90	0.26	-0.01	-0.26	-0.33	-0.24
Volatility	8.16%	7.19%	7.60%	8.96%	12.15%	13.63%	17.69%	16.67%
Worst month	-	-1.01%	-1.01%	-5.50%	-9.34%	-9.34%	-21.45%	-21.45%
Best month	-	5.68%	2.64%	5.68%	6.22%	6.22%	13.63%	13.63%
Maximum loss	-1.44%	-2.31%	-2.31%	-9.09%	-15.47%	-24.36%	-42.29%	-

Distribution permission

Austria, Germany, Switzerland, United Kingdom, Luxembourg

¹ Important note on update status: The displayed date refers exclusively to the calculation of the NAV.

² The Mountain-View Data Fund Rating calculates a comparative ranking for funds using yield, volatility and trend data. For more information visit [MVD Funds Rating](#)

³ Displays the Ethical-Dynamical Ratio calculated according to standard criteria. The maximum value is 100. For more information visit [EDA](#)

Schroder International Selection Fund European Dividend Maximiser A1 Distribution EUR QF / LU0321374661 /

Investment strategy

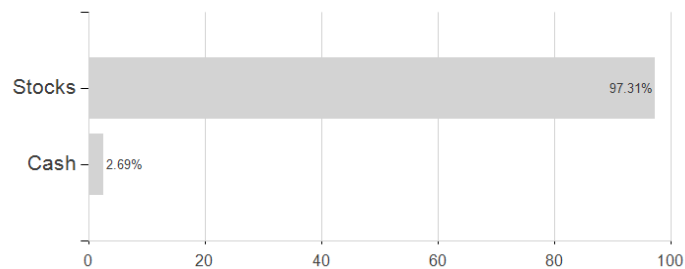
The fund is actively managed and invests at least two-thirds of its assets in equities of European companies, which are selected for their income and capital growth potential. To enhance the yield of the fund, the investment manager selectively sells short dated call options over individual securities held by the fund, generating extra income by agreeing strike prices above which potential capital growth is sold. The fund may also invest up to one-third of its assets directly or indirectly in other securities (including other asset classes), countries, regions, industries or currencies, investment funds, warrants and money market investments, and hold cash (subject to the restrictions provided in the prospectus). The fund maintains a higher overall sustainability score than the MSCI Europe (Net TR) index, based on the Investment Manager's rating system. It also maintains a carbon intensity below that of the MSCI Europe (Net TR) index.

Investment goal

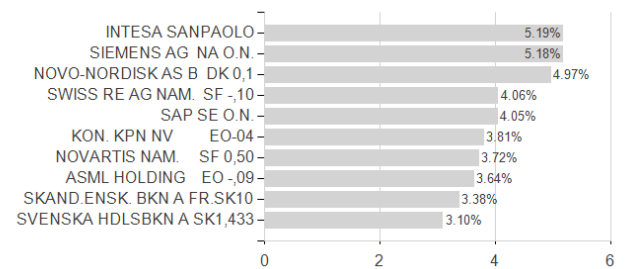
The fund aims to deliver an income of 7% per year by investing in equities of European companies. This is not guaranteed and could change depending on market conditions.

Assessment Structure

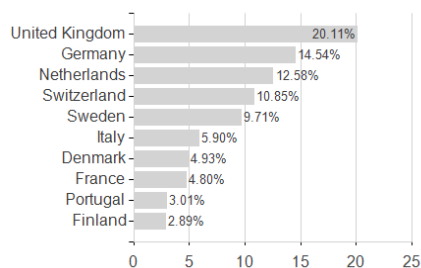
Assets



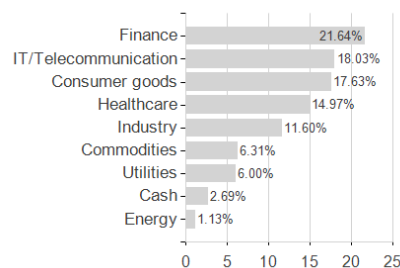
Largest positions



Countries



Branches



Currencies

