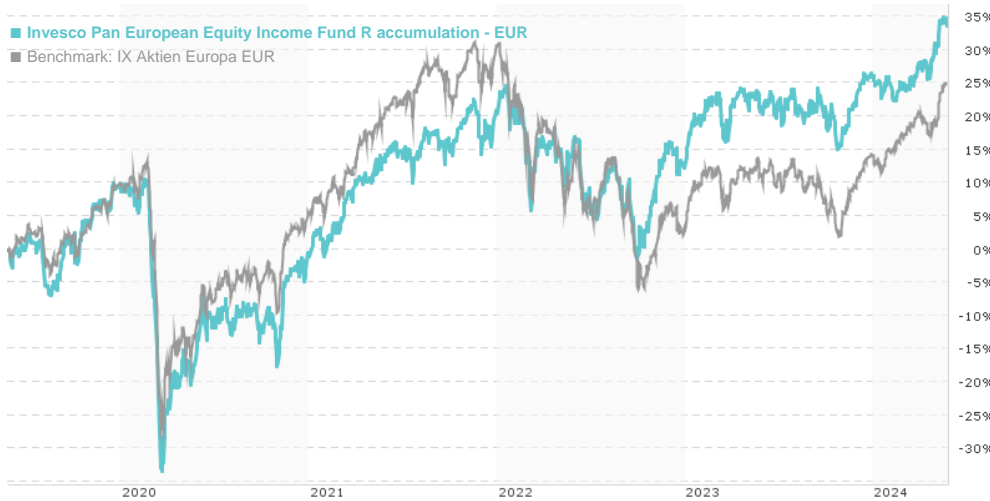


Invesco Pan European Equity Income Fund R accumulation - EUR / LU1252825713 / A3CYCF / Invesco Management

Last 05/24/2024 ¹	Region	Branch	Type of yield	Type
12.37 EUR	Europe	Mixed Sectors	reinvestment	Equity Fund

■ Invesco Pan European Equity Income Fund R accumulation - EUR
■ Benchmark: IX Aktien Europa EUR



Risk key figures

SRI 1 2 3 4 5 6 7

Mountain-View Funds Rating² EDA³

69

Yearly Performance

2023	+12.52%
2022	-6.91%
2021	+21.86%
2020	-9.05%
2019	+17.66%

Master data		Conditions		Other figures	
Fund type	Single fund	Issue surcharge	0.00%	Minimum investment	EUR 1,000.00
Category	Equity	Planned administr. fee	0.00%	Savings plan	-
Sub category	Mixed Sectors	Deposit fees	0.01%	UCITS / OGAW	Yes
Fund domicile	Luxembourg	Redemption charge	0.00%	Performance fee	0.00%
Tranch volume	(05/24/2024) EUR 1.30 mill.	Ongoing charges	-	Redeployment fee	0.00%
Total volume	(05/24/2024) EUR 55.97 mill.	Dividends		Investment company	
Launch date	8/19/2015	Invesco Management			
KESr report funds	Yes	An der Welle 5, 60322, Frankfurt am Main			
Business year start	29.02.	Germany			
Sustainability type	-	https://www.de.invesco.com			
Fund manager	Oliver Collin, Tim Marshall				

Performance	1M	6M	YTD	1Y	2Y	3Y	5Y	Since start
Performance	+3.86%	+9.57%	+5.91%	+10.05%	+17.25%	+17.59%	+33.73%	+63.62%
Performance p.a.	-	-	-	+10.02%	+8.27%	+5.55%	+5.98%	+2.86%
Sharpe ratio	5.56	1.96	1.37	0.62	0.34	0.12	0.12	-0.04
Volatility	9.86%	8.35%	8.76%	10.11%	13.29%	14.29%	18.29%	22.45%
Worst month	-	-1.54%	-1.54%	-4.72%	-9.89%	-9.89%	-19.00%	-19.00%
Best month	-	6.36%	2.96%	6.36%	8.62%	8.62%	16.91%	63.27%
Maximum loss	-1.24%	-3.25%	-3.08%	-7.48%	-15.79%	-20.97%	-39.78%	-

Distribution permission

Austria, Germany, Switzerland

¹ Important note on update status: The displayed date refers exclusively to the calculation of the NAV.

² The Mountain-View Data Fund Rating calculates a comparative ranking for funds using yield, volatility and trend data. For more information visit [MVD Funds Rating](#)

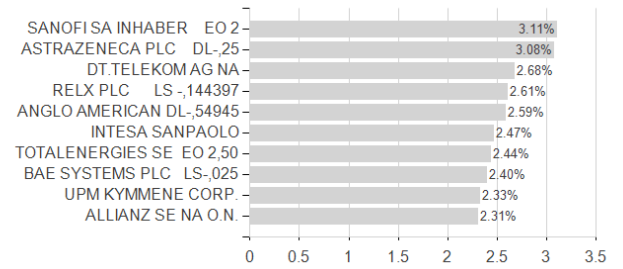
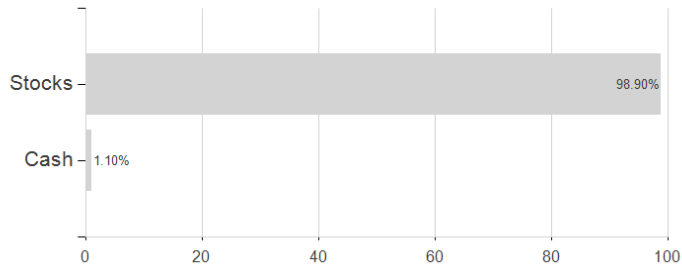
³ Displays the Ethical-Dynamical Ratio calculated according to standard criteria. The maximum value is 100. For more information visit [EDA](#)

Invesco Pan European Equity Income Fund R accumulation - EUR / LU1252825713 / A3CYCF / Invesco Management

Assessment Structure

Assets

Largest positions



Countries

Branches

Currencies

