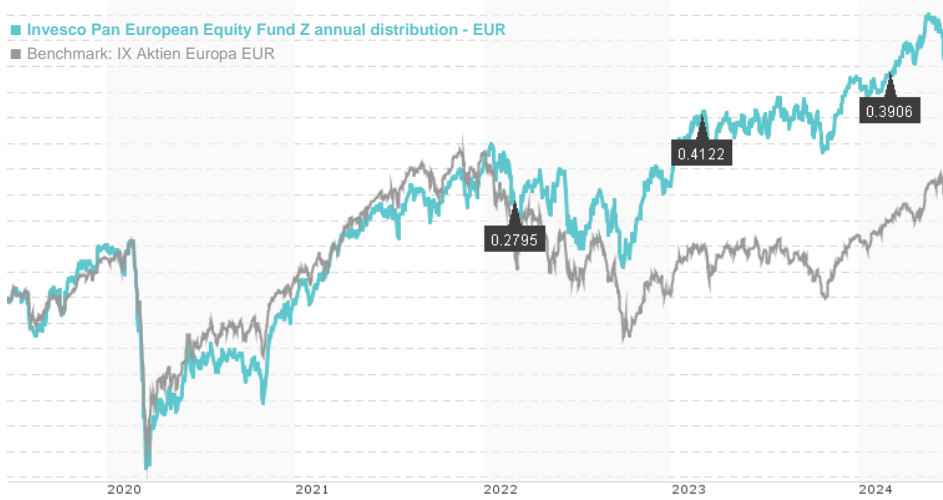


**Invesco Pan European Equity Fund Z annual distribution - EUR / LU0955862288 / A2H5H3 / Invesco Management**

Last 06/20/2024 <sup>1</sup>	Region	Branch	Type of yield	Type
15.79 EUR	Europe	Mixed Sectors	paying dividend	Equity Fund



**Risk key figures**

SRI	1	2	3	4	5	6	7
Mountain-View Funds Rating <sup>2</sup>	EDA <sup>3</sup>						
	65						

**Yearly Performance**

2023	+17.31%
2022	-2.48%
2021	+26.02%
2020	-9.24%
2019	+18.88%

Master data		Conditions		Other figures	
-------------	--	------------	--	---------------	--

Fund type	Single fund	Issue surcharge	5.00%	Minimum investment	EUR 1,000.00
Category	Equity	Planned administr. fee	0.00%	Savings plan	-
Sub category	Mixed Sectors	Deposit fees	0.01%	UCITS / OGAW	Yes
Fund domicile	Luxembourg	Redemption charge	0.00%	Performance fee	0.00%
Tranch volume	(06/20/2024) EUR 3.05 mill.	Ongoing charges	-	Redeployment fee	0.00%
Total volume	(06/20/2024) EUR 1,402.22 mill.	<b>Dividends</b>		<b>Investment company</b>	
Launch date	8/21/2013	01.03.2024	0.39 EUR	Invesco Management	
KEST report funds	Yes	01.03.2023	0.41 EUR	An der Welle 5, 60322, Frankfurt am Main	
Business year start	29.02.	01.03.2022	0.28 EUR	Germany	
Sustainability type	-	01.03.2021	0.17 EUR	https://www.de.invesco.com	
Fund manager	John Surplice, Tim Marshall, James Rutland	02.03.2020	0.38 EUR		

Performance	1M	6M	YTD	1Y	2Y	3Y	5Y	Since start
Performance	-3.90%	+4.13%	+3.73%	+9.20%	+30.98%	+27.69%	+48.63%	+93.89%
Performance p.a.	-	-	-	+9.17%	+14.45%	+8.50%	+8.24%	+3.82%
Sharpe ratio	-3.54	0.51	0.47	0.52	0.78	0.31	0.24	0.01
Volatility	12.16%	9.32%	9.58%	10.64%	13.78%	15.26%	19.03%	14.16%
Worst month	-	-3.01%	-3.01%	-4.99%	-11.20%	-11.20%	-20.28%	-20.28%
Best month	-	4.05%	4.05%	7.31%	8.61%	8.61%	20.34%	20.34%
Maximum loss	-5.35%	-5.69%	-5.69%	-7.77%	-12.44%	-18.41%	-39.88%	-

**Distribution permission**

Austria, Germany, Switzerland, Luxembourg

1 Important note on update status: The displayed date refers exclusively to the calculation of the NAV.  
 2 The Mountain-View Data Fund Rating calculates a comparative ranking for funds using yield, volatility and trend data. For more information visit [MVD Funds Rating](#)  
 3 Displays the Ethical-Dynamical Ratio calculated according to standard criteria. The maximum value is 100. For more information visit [EDA](#)

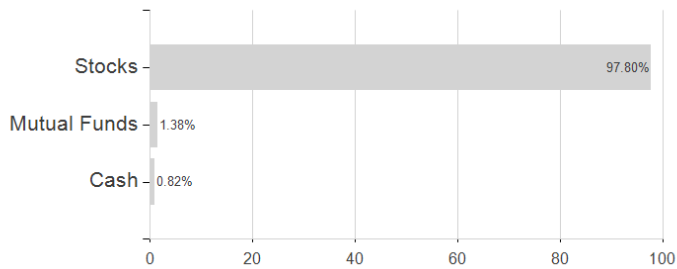
**Invesco Pan European Equity Fund Z annual distribution - EUR / LU0955862288 / A2H5H3 / Invesco Management**

**Investment goal**

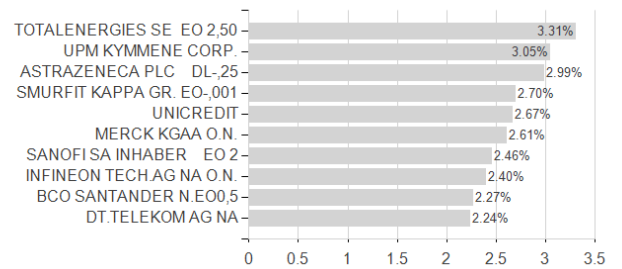
The Fund aims to provide long-term capital growth by investing in a portfolio of equity or equity related instruments of European companies with an emphasis on larger companies.

**Assessment Structure**

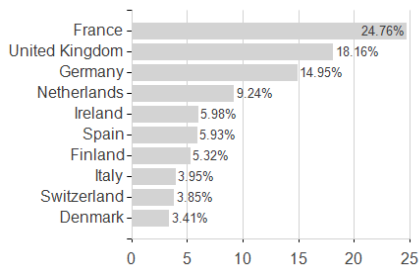
**Assets**



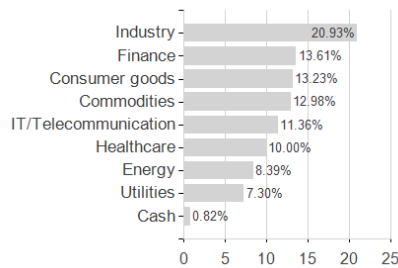
**Largest positions**



**Countries**



**Branches**



**Currencies**

