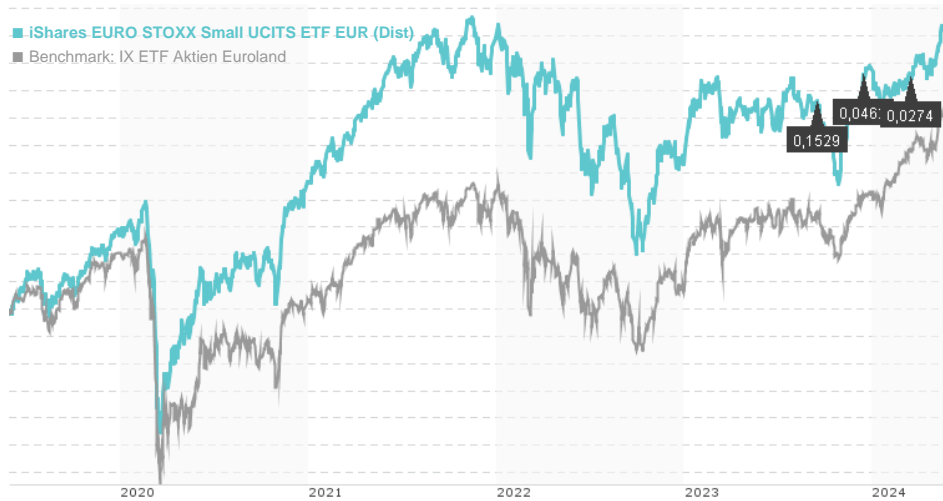


iShares EURO STOXX Small UCITS ETF EUR (Dist) / IE00B02KXM00 / A0DK61 / BlackRock AM (IE)

Last 05/29/2024 ¹	Region	Branch	Type of yield	Type
45.30 EUR	Euroland	ETF Stocks	paying dividend	Alternative Investm.



Risk key figures

SRI 1 2 3 4 5 6 7

Mountain-View Funds Rating² EDA³

82

Yearly Performance

2023	+13.94%
2022	-15.52%
2021	+21.48%
2020	+8.62%
2019	+26.37%

Master data		Conditions		Other figures	
Fund type	Single fund	Issue surcharge	0.00%	Minimum investment	UNT 1
Category	Equity	Planned administr. fee	0.00%	Savings plan	Yes
Sub category	ETF Stocks	Deposit fees	0.00%	UCITS / OGAW	Yes
Fund domicile	Ireland	Redemption charge	0.00%	Performance fee	0.00%
Tranch volume	(05/29/2024) EUR 601.09 mill.	Ongoing charges	-	Redeployment fee	0.00%
Total volume	(05/29/2024) EUR 601.09 mill.	Dividends		Investment company	
Launch date	10/29/2004	14.03.2024	0.03 EUR	BlackRock AM (IE) 12 Throgmorton Avenue, EC2N 2DL, London United Kingdom https://www.blackrock.com	
KESr report funds	Yes	14.12.2023	0.05 EUR		
Business year start	29.02.	14.09.2023	0.15 EUR		
Sustainability type	-	15.06.2023	0.75 EUR		
Fund manager	BlackRock Asset Management Ireland Ltd.	16.03.2023	0.03 EUR		

Performance	1M	6M	YTD	1Y	2Y	3Y	5Y	Since start
Performance	+1.95%	+8.84%	+2.92%	+10.59%	+4.46%	+3.47%	+49.59%	+299.27%
Performance p.a.	-	-	-	+10.59%	+2.20%	+1.15%	+8.38%	+7.32%
Sharpe ratio	2.26	1.33	0.33	0.53	-0.10	-0.16	0.25	0.19
Volatility	10.08%	11.14%	10.93%	12.99%	16.33%	16.49%	18.14%	18.72%
Worst month	-	-2.45%	-2.45%	-6.38%	-11.61%	-11.61%	-15.73%	-20.44%
Best month	-	8.64%	5.70%	8.64%	8.64%	8.64%	16.28%	21.88%
Maximum loss	-2.37%	-5.90%	-5.06%	-13.68%	-22.52%	-28.14%	-35.36%	-

Distribution permission

Austria, Germany, Switzerland, United Kingdom

¹ Important note on update status: The displayed date refers exclusively to the calculation of the NAV.

² The Mountain-View Data Fund Rating calculates a comparative ranking for funds using yield, volatility and trend data. For more information visit [MVD Funds Rating](#)

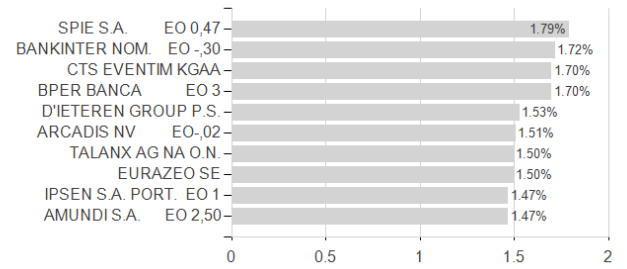
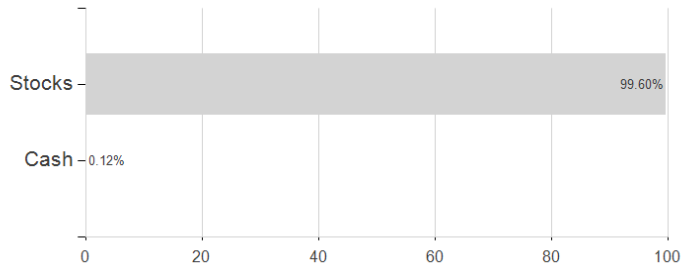
³ Displays the Ethical-Dynamical Ratio calculated according to standard criteria. The maximum value is 100. For more information visit [EDA](#)

iShares EURO STOXX Small UCITS ETF EUR (Dist) / IE00B02KXM00 / A0DK61 / BlackRock AM (IE)

Assessment Structure

Assets

Largest positions



Countries

Branches

Currencies

