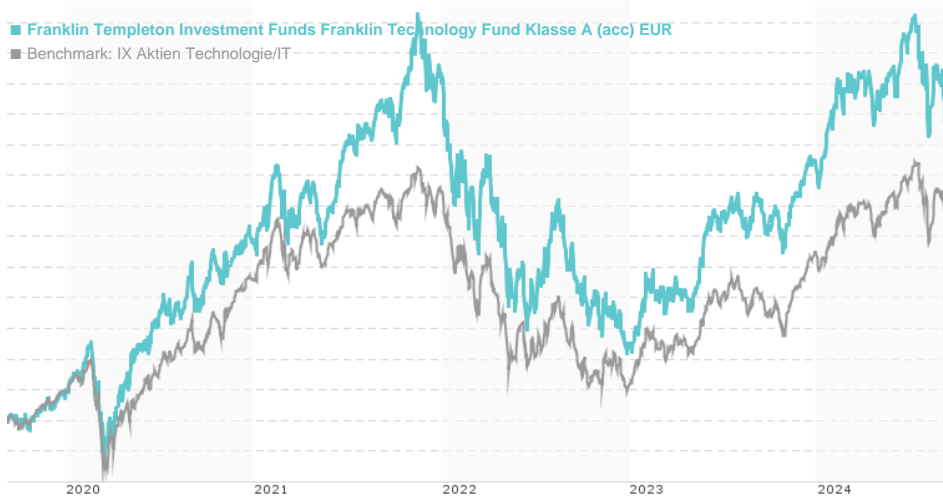


Franklin Templeton Investment Funds Franklin Technology Fund Klasse A (acc) EUR / LU0260870158 / A0KEDE /

| | | | | |
|------------------------------|-----------|-------------------|---------------|-------------|
| Last 09/06/2024 ¹ | Region | Branch | Type of yield | Type |
| 39.52 EUR | Worldwide | Sector Technology | reinvestment | Equity Fund |



Risk key figures

| | | | | | | | | |
|---|---|---|---|---|---|---|------------------|----|
| SRI | 1 | 2 | 3 | 4 | 5 | 6 | 7 | |
| Mountain-View Funds Rating ² | | | | | | | EDA ³ | 78 |

Yearly Performance

| | |
|------|---------|
| 2023 | +48.07% |
| 2022 | -40.89% |
| 2021 | +32.25% |
| 2020 | +48.02% |
| 2019 | +41.03% |

| Master data | | Conditions | | Other figures | |
|-------------|--|------------|--|---------------|--|
|-------------|--|------------|--|---------------|--|

| | | | | | |
|---------------------|---|-----------------------------------|-------|---------------------------|--------------|
| Fund type | Single fund | Issue surcharge | 5.75% | Minimum investment | EUR 1,000.00 |
| Category | Equity | Planned administr. fee | 0.00% | Savings plan | Yes |
| Sub category | Sector Technology | Deposit fees | 0.14% | UCITS / OGAW | Yes |
| Fund domicile | Luxembourg | Redemption charge | 0.00% | Performance fee | 0.00% |
| Tranch volume | (08/30/2024) USD 1,704.36 mill. | Ongoing charges | - | Redeployment fee | 0.00% |
| Total volume | (08/30/2024) USD 11,129.46 mill. | Dividends | | Investment company | |
| Launch date | 9/1/2006 | Franklin Templeton | | | |
| KESt report funds | Yes | Schottenring 16, 2.OG, 1010, Wien | | | |
| Business year start | 01.07. | Austria | | | |
| Sustainability type | - | https://www.franklintempleton.at | | | |
| Fund manager | Jonathan T. Curtis, Dan H. Searle III, Matthew Cioppa | | | | |

| Performance | 1M | 6M | YTD | 1Y | 2Y | 3Y | 5Y | Since start |
|------------------|--------|---------|---------|---------|---------|---------|---------|-------------|
| Performance | +2.15% | -5.45% | +7.54% | +14.42% | +32.80% | -3.28% | +95.06% | +956.68% |
| Performance p.a. | - | - | - | +14.38% | +15.21% | -1.10% | +14.28% | +13.97% |
| Sharpe ratio | 0.92 | -0.58 | 0.33 | 0.50 | 0.49 | -0.16 | 0.37 | 0.44 |
| Volatility | 28.29% | 24.06% | 23.62% | 21.81% | 23.95% | 28.87% | 29.07% | 24.02% |
| Worst month | - | -7.64% | -7.64% | -7.64% | -10.43% | -12.28% | -12.28% | -14.70% |
| Best month | - | 9.90% | 9.90% | 11.30% | 15.60% | 17.18% | 17.18% | 17.18% |
| Maximum loss | -8.31% | -16.92% | -16.92% | -16.92% | -22.64% | -47.48% | -47.48% | - |

Distribution permission

Austria, Germany, Switzerland, United Kingdom, Luxembourg, Czech Republic

¹ Important note on update status: The displayed date refers exclusively to the calculation of the NAV.

DISCLAIMER: The information on this page are for informational purposes only and should neither an offer to sell nor a solicitation for the purchase of the security or recommendation in favor of the security to be understood. baha GmbH assumes no liability despite thorough searches for the accuracy of the data.
Funds data from: www.mountain-view.com. Fact Sheet created by: www.baha.com

Franklin Templeton Investment Funds Franklin Technology Fund Klasse A (acc) EUR / LU0260870158 / A0KEDE /

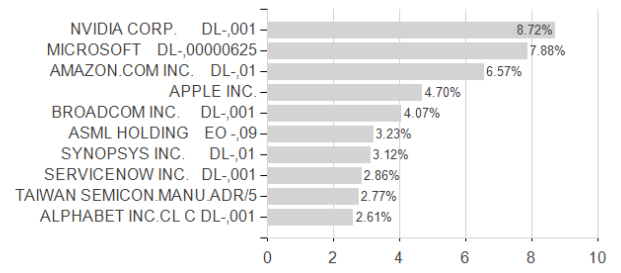
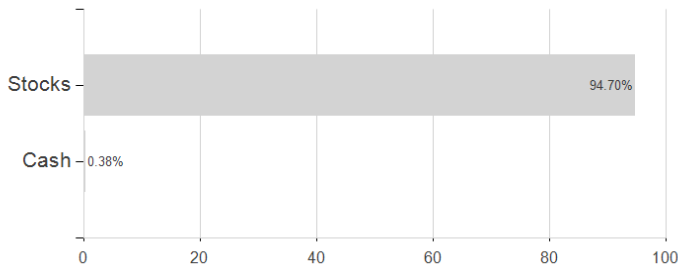
2 The Mountain-View Data Fund Rating calculates a comparative ranking for funds using yield, volatility and trend data. For more information visit [MVD Funds Rating](#)

3 Displays the Ethical-Dynamical Ratio calculated according to standard criteria. The maximum value is 100. For more information visit [EDA](#)

Assessment Structure

Assets

Largest positions



Countries

Branches

Currencies

