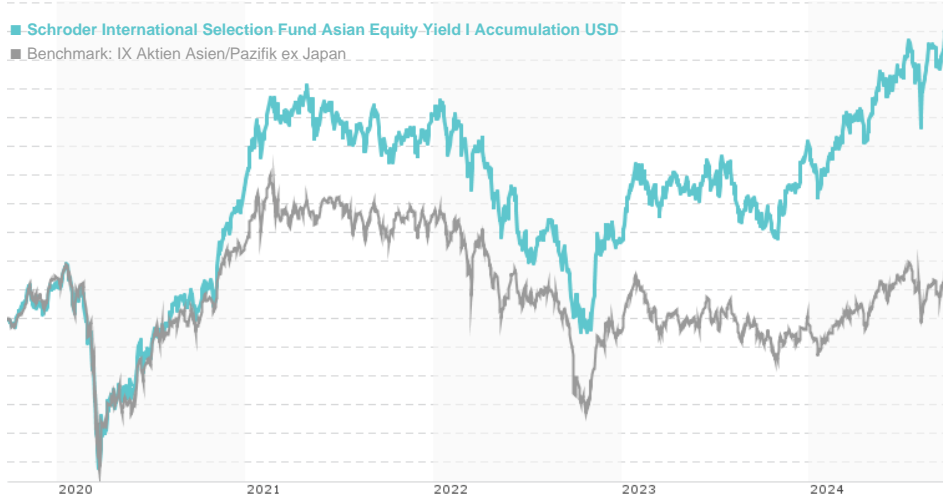


Schroder International Selection Fund Asian Equity Yield I Accumulation USD / LU0188439946 / A0B8MM / Schroder

Last 09/24/2024 ¹	Region	Branch	Type of yield	Type
61.31 USD	Asia/Pacific ex Japan	Mixed Sectors	reinvestment	Equity Fund



Risk key figures

SRI	1	2	3	4	5	6	7
Mountain-View Funds Rating ²	EDA ³						
	81						

Yearly Performance

2023	+15.44%
2022	-16.30%
2021	+8.99%
2020	+17.70%
2019	+15.70%

Master data		Conditions		Other figures	
Fund type	Single fund	Issue surcharge	0.00%	Minimum investment	USD 5,000,000.00
Category	Equity	Planned administr. fee	0.00%	Savings plan	-
Sub category	Mixed Sectors	Deposit fees	0.30%	UCITS / OGAW	Yes
Fund domicile	Luxembourg	Redemption charge	0.00%	Performance fee	0.00%
Tranch volume	(09/24/2024) USD 288.16 mill.	Ongoing charges	-	Redeployment fee	0.00%
Total volume	(09/24/2024) USD 1,096.51 mill.	Dividends		Investment company	
Launch date	6/11/2004	Schroder IM (EU) 5, rue Höhenhof, 1736, Senningerberg Luxembourg https://www.schroders.com			
KEST report funds	Yes				
Business year start	01.01.				
Sustainability type	-				
Fund manager	King Fuei Lee				

Performance	1M	6M	YTD	1Y	2Y	3Y	5Y	Since start
Performance	+3.48%	+13.89%	+16.88%	+30.75%	+48.83%	+17.06%	+51.31%	+513.10%
Performance p.a.	-	-	-	+30.75%	+22.03%	+5.38%	+8.63%	+9.34%
Sharpe ratio	4.10	1.68	1.38	1.91	1.20	0.12	0.30	0.37
Volatility	12.26%	15.61%	14.77%	14.36%	15.52%	15.76%	17.07%	16.19%
Worst month	-	0.26%	-4.39%	-4.39%	-11.51%	-11.51%	-14.85%	-25.77%
Best month	-	3.82%	6.09%	8.15%	16.54%	16.54%	16.54%	16.54%
Maximum loss	-2.85%	-10.18%	-10.18%	-10.18%	-11.12%	-29.18%	-32.55%	-

Distribution permission

Austria, Germany, Switzerland, United Kingdom, Czech Republic

¹ Important note on update status: The displayed date refers exclusively to the calculation of the NAV.
² The Mountain-View Data Fund Rating calculates a comparative ranking for funds using yield, volatility and trend data. For more information visit [MVD Funds Rating](#)

Schroder International Selection Fund Asian Equity Yield I Accumulation USD / LU0188439946 / A0B8MM / Schroder

Investment strategy

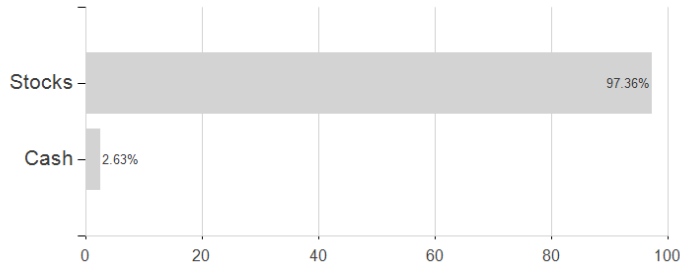
The fund is actively managed and invests at least two-thirds of its assets in equities of Asia Pacific companies (excluding Japan). The fund invests in the equities of companies in the Asia Pacific (excluding Japan) region that pay dividends now but also retain enough cash to reinvest back into the company to generate future growth. The fund invests in the equities of companies in the Asia Pacific (excluding Japan) region that pay dividends now but also retain enough cash to reinvest back into the company to generate future growth.

Investment goal

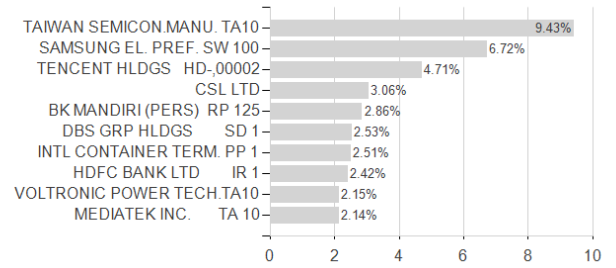
The fund aims to provide income and capital growth in excess of the MSCI AC Asia Pacific ex Japan (Net TR) Index after fees have been deducted over a three to five year period by investing in equities of Asia Pacific companies (excluding Japan).

Assessment Structure

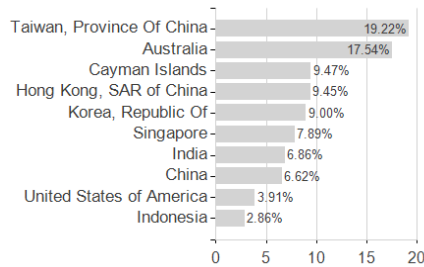
Assets



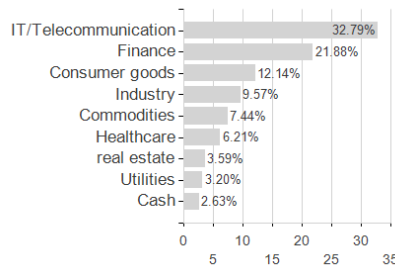
Largest positions



Countries



Branches



Currencies

