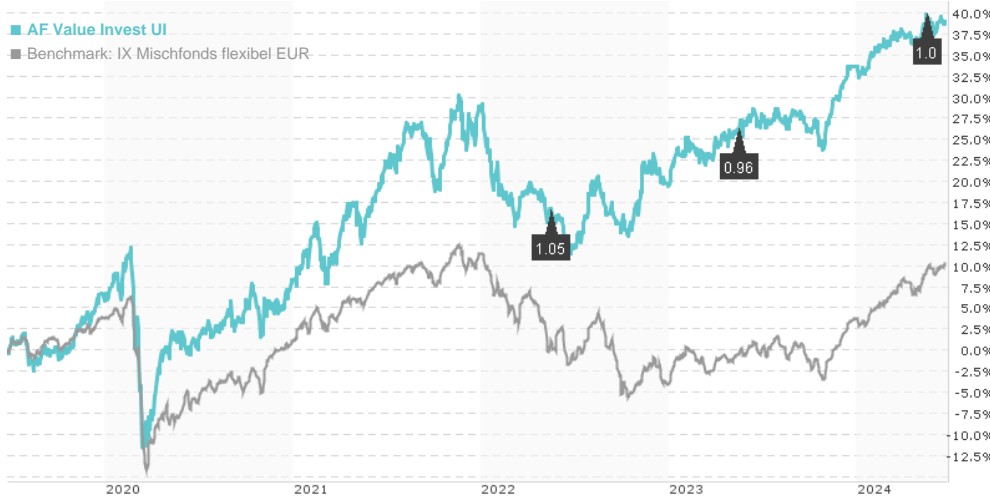


AF Value Invest UI / DE00A0MKQ32 / A0MKQ3 / Universal-Investment

Last 06/21/2024 <sup>1</sup>	Region	Branch	Type of yield	Type
126.58 EUR	Worldwide	Mixed fund/flexible	paying dividend	Mixed Fund



Risk key figures

SRI	1	2	3	4	5	6	7
Mountain-View Funds Rating <sup>2</sup>	EDA <sup>3</sup>						75

Yearly Performance

2023	+11.94%
2022	-7.13%
2021	+18.66%
2020	+2.38%
2019	+10.50%

Master data		Conditions		Other figures	
Fund type	Single fund	Issue surcharge	0.00%	Minimum investment	UNT 0
Category	Mixed Fund	Planned administr. fee	0.00%	Savings plan	Yes
Sub category	Mixed fund/flexible	Deposit fees	0.10%	UCITS / OGAW	Yes
Fund domicile	Germany	Redemption charge	0.00%	Performance fee	0.00%
Tranch volume	(06/21/2024) EUR 75.22 mill.	Ongoing charges	-	Redeployment fee	0.00%
Total volume	(06/20/2024) EUR 75.27 mill.	Dividends		Investment company	
Launch date	4/4/2007	15.05.2024	1.00 EUR	Universal-Investment	
KESt report funds	No	15.05.2023	0.96 EUR	Theodor-Heuss-Allee 70, 60486, Frankfurt am Main	
Business year start	01.04.	16.05.2022	1.05 EUR	Germany	
Sustainability type	-	17.05.2021	1.05 EUR	https://www.universal-investment.com	
Fund manager	-	15.05.2020	1.00 EUR		

Performance	1M	6M	YTD	1Y	2Y	3Y	5Y	Since start
Performance	-0.23%	+3.96%	+3.94%	+9.77%	+24.21%	+16.02%	+38.29%	+53.56%
Performance p.a.	-	-	-	+9.74%	+11.43%	+5.07%	+6.69%	+2.52%
Sharpe ratio	-1.55	0.93	1.01	1.20	1.18	0.17	0.30	-0.14
Volatility	4.09%	4.72%	4.85%	5.07%	6.56%	7.96%	10.16%	8.18%
Worst month	-	-1.60%	-1.60%	-1.60%	-3.50%	-5.69%	-7.46%	-10.34%
Best month	-	2.26%	2.26%	4.88%	5.84%	5.84%	8.21%	8.21%
Maximum loss	-1.36%	-1.78%	-1.78%	-3.74%	-5.96%	-14.46%	-21.22%	-

Distribution permission

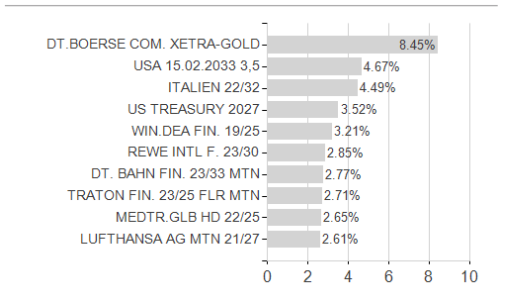
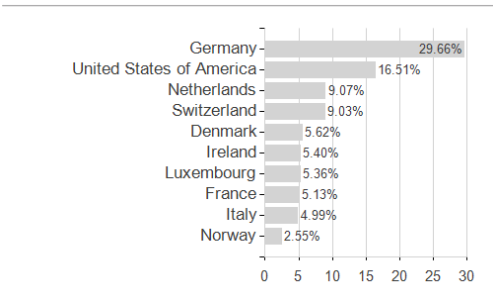
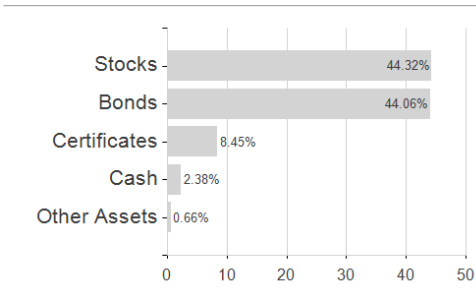
Germany

1 Important note on update status: The displayed date refers exclusively to the calculation of the NAV.  
 2 The Mountain-View Data Fund Rating calculates a comparative ranking for funds using yield, volatility and trend data. For more information visit [MVD Funds Rating](#)  
 3 Displays the Ethical-Dynamical Ratio calculated according to standard criteria. The maximum value is 100. For more information visit [EDA](#)

**AF Value Invest UI / DE000A0MKQ32 / A0MKQ3 / Universal-Investment**

Assessment Structure

Assets Countries Largest positions



Issuer

Duration

Currencies

