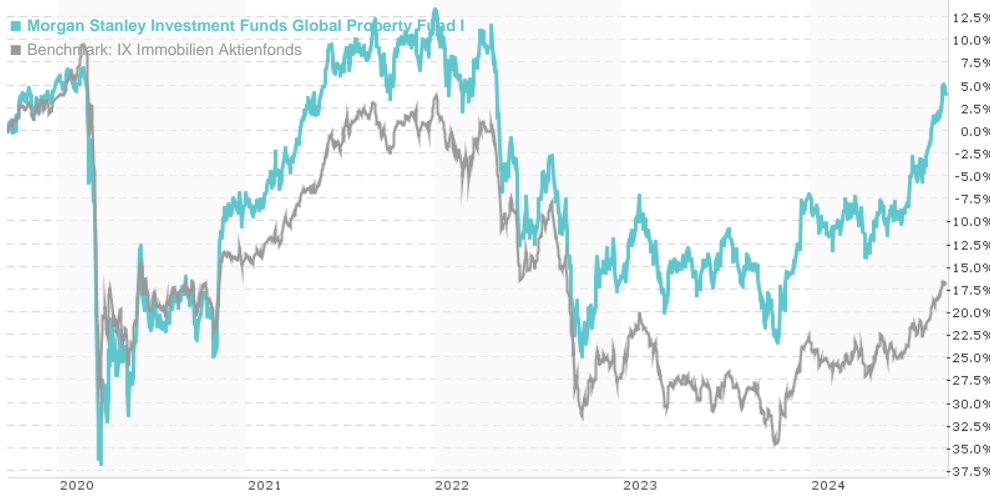


Morgan Stanley Investment Funds Global Property Fund I / LU0266114668 / A0LAY5 / MSIM Fund M. (IE)

Last 09/20/2024 <sup>1</sup>	Region	Branch	Type of yield	Type
35.37 USD	Worldwide	Real Estate Fund/Equity	reinvestment	Real Estate Investment Fund



Risk key figures

SRI	1	2	3	4	5	6	7
-----	---	---	---	---	---	---	---

Mountain-View Funds Rating <sup>2</sup>	EDA <sup>3</sup>
▲▲▲▲▲	-

Yearly Performance

2023	+10.75%
2022	-25.89%
2021	+22.58%
2020	-12.66%
2019	+18.18%

Master data		Conditions		Other figures	
Fund type	Single fund	Issue surcharge	3.00%	Minimum investment	UNT 0
Category	Real Estate	Planned administr. fee	0.00%	Savings plan	-
Sub category	Real Estate Fund/Equity	Deposit fees	0.00%	UCITS / OGAW	Yes
Fund domicile	Luxembourg	Redemption charge	2.00%	Performance fee	0.00%
Tranch volume	(03/20/2024) USD 2.08 mill.	Ongoing charges	-	Redeployment fee	0.00%
Total volume	(09/20/2024) USD 151.35 mill.	Dividends		Investment company	
Launch date	10/31/2006			MSIM Fund M. (IE)	
KESt report funds	Yes			Junghofstrasse 13-15, 60311, Frankfurt	
Business year start	01.01.			Germany	
Sustainability type	-			https://www.morganstanley.com	
Fund manager	Laurel Durkay, Angeline Ho, Desmond Foong, Simon Robson Brown				

Performance	1M	6M	YTD	1Y	2Y	3Y	5Y	Since start
Performance	+5.58%	+14.76%	+11.79%	+22.18%	+22.51%	-2.05%	+3.30%	+42.56%
Performance p.a.	-	-	-	+22.11%	+10.67%	-0.69%	+0.65%	+2.00%
Sharpe ratio	8.24	1.91	0.94	1.16	0.43	-0.24	-0.14	-0.07
Volatility	10.45%	14.65%	14.16%	16.11%	16.94%	17.37%	20.45%	20.08%
Worst month	-	-4.88%	-4.88%	-5.16%	-13.21%	-13.21%	-23.64%	-25.75%
Best month	-	6.03%	9.48%	9.48%	9.48%	9.48%	20.41%	25.84%
Maximum loss	-1.12%	-7.17%	-7.17%	-9.91%	-17.49%	-33.77%	-40.87%	-

Distribution permission

Austria, Germany, Switzerland, United Kingdom, Czech Republic

1 Important note on update status: The displayed date refers exclusively to the calculation of the NAV.

2 The Mountain-View Data Fund Rating calculates a comparative ranking for funds using yield, volatility and trend data. For more information visit [MVD Funds Rating](#)

3 Displays the Ethical-Dynamical Ratio calculated according to standard criteria. The maximum value is 100. For more information visit [EDA](#)

DISCLAIMER: The information on this page are for informational purposes only and should neither an offer to sell nor a solicitation for the purchase of the security or recommendation in favor of the security to be understood. baha GmbH assumes no liability despite thorough searches for the accuracy of the data.

Funds data from: www.mountain-view.com. Fact Sheet created by: www.baha.com

**Morgan Stanley Investment Funds Global Property Fund I / LU0266114668 / A0LAY5 / MSIM Fund M. (IE)**

**Investment strategy**

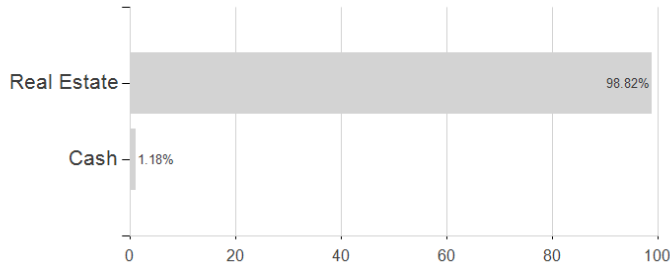
To invest in companies in the real estate industry based anywhere in the world. This includes funds such as Real Estate Investment Trusts and publicly quoted property unit trusts. Where funds and trusts are used the investor may indirectly bear the ongoing management costs of those investments as well As an essential and integrated part of the investment process, the Investment Adviser assesses relevant factors material to long-term sustainably high returns including ESG factors and seeks to engage with company management teams as part of this.

**Investment goal**

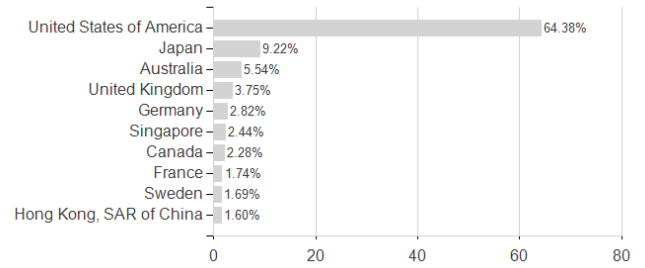
Long term growth of your investment. At least 70% of the Fund's investments will be in company shares, including real estate investment trusts and property related collective investment schemes.

**Assessment Structure**

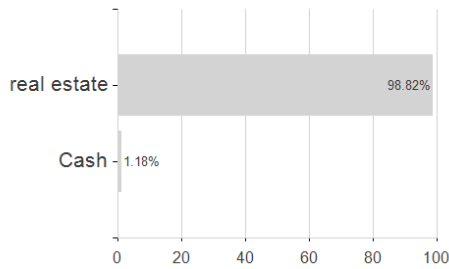
**Assets**



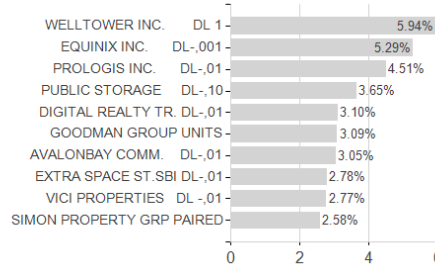
**Countries**



**Branches**



**Largest positions**



**Currencies**

