

DWS Invest Top Asia USD LC / LU0273161231 / DWS0AQ / DWS Investment SA

Last 06/03/2024 ¹	Region	Branch	Type of yield	Type
165.64 USD	Asia/Pacific ex Japan	Mixed Sectors	reinvestment	Equity Fund

DWS Invest Top Asia USD LC

■ Benchmark: IX Aktien Asien/Pazifik ex Japan



60%
55%
50%
45%
40%
35%
30%
25%
20%
15%
10%
5%
0%
-5%
-10%
-15%
-20%
-25%

Risk key figures

SRI 1 2 3 4 5 6 7

Mountain-View Funds Rating²

EDA³

▲ ▲ ▲ ▲ ▲ ▲

77

Yearly Performance

2023	+1.43%
2022	-17.35%
2021	-9.81%
2020	+21.88%
2019	+20.77%

Master data		Conditions		Other figures	
Fund type	Single fund	Issue surcharge	5.00%	Minimum investment	UNT 0
Category	Equity	Planned administr. fee	0.00%	Savings plan	-
Sub category	Mixed Sectors	Deposit fees	0.00%	UCITS / OGAW	Yes
Fund domicile	Luxembourg	Redemption charge	0.00%	Performance fee	0.00%
Tranch volume	(06/03/2024) EUR 1.63 mill.	Ongoing charges	-	Redeployment fee	0.00%
Total volume	(03/28/2024) EUR 282.66 mill.	Dividends		Investment company	
Launch date	11/20/2006	DWS Investment SA			
KESr report funds	Yes	Mainzer Landstraße 11-17, 60329, Frankfurt am Main			
Business year start	01.01.	Germany			
Sustainability type	-	https://www.dws.de			
Fund manager	& Sylwia Szczepek, Sebastian Kahlfeld				

Performance	1M	6M	YTD	1Y	2Y	3Y	5Y	Since start
Performance	+1.10%	+7.65%	+3.88%	+4.24%	-2.63%	-24.63%	+9.35%	+65.64%
Performance p.a.	-	-	-	+4.25%	-1.33%	-8.99%	+1.80%	+2.92%
Sharpe ratio	0.64	0.89	0.41	0.03	-0.32	-0.78	-0.11	-0.04
Volatility	15.59%	13.75%	14.01%	13.62%	15.89%	16.48%	17.97%	19.48%
Worst month	-	-5.49%	-5.49%	-5.49%	-10.89%	-10.89%	-11.13%	-23.52%
Best month	-	4.35%	4.35%	5.20%	15.94%	15.94%	15.94%	17.45%
Maximum loss	-4.76%	-7.32%	-6.63%	-11.90%	-22.35%	-38.90%	-44.96%	-

Distribution permission

Austria, Germany, Switzerland, United Kingdom, Luxembourg

¹ Important note on update status: The displayed date refers exclusively to the calculation of the NAV.

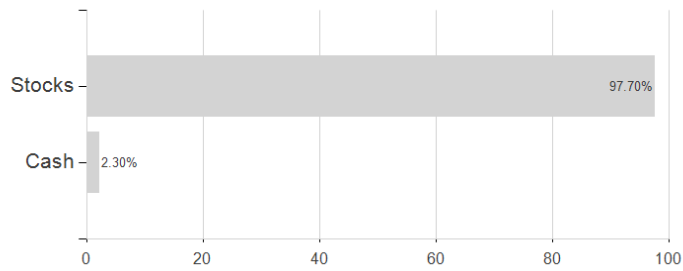
² The Mountain-View Data Fund Rating calculates a comparative ranking for funds using yield, volatility and trend data. For more information visit [MVD Funds Rating](#)

³ Displays the Ethical-Dynamical Ratio calculated according to standard criteria. The maximum value is 100. For more information visit [EDA](#)

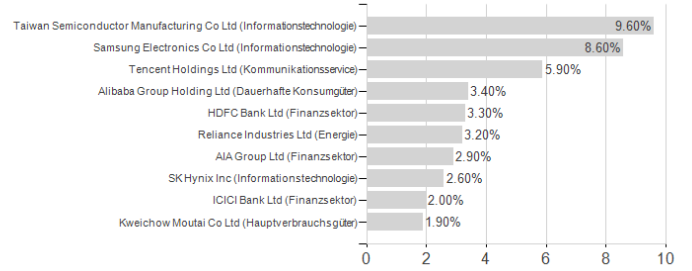
DWS Invest Top Asia USD LC / LU0273161231 / DWS0AQ / DWS Investment SA

Assessment Structure

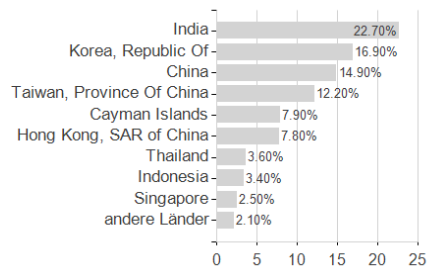
Assets



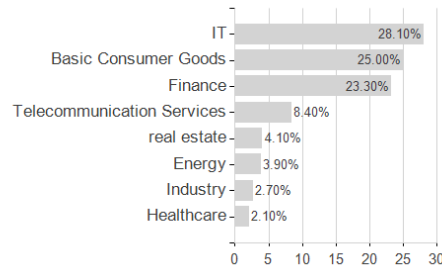
Largest positions



Countries



Branches



Currencies

