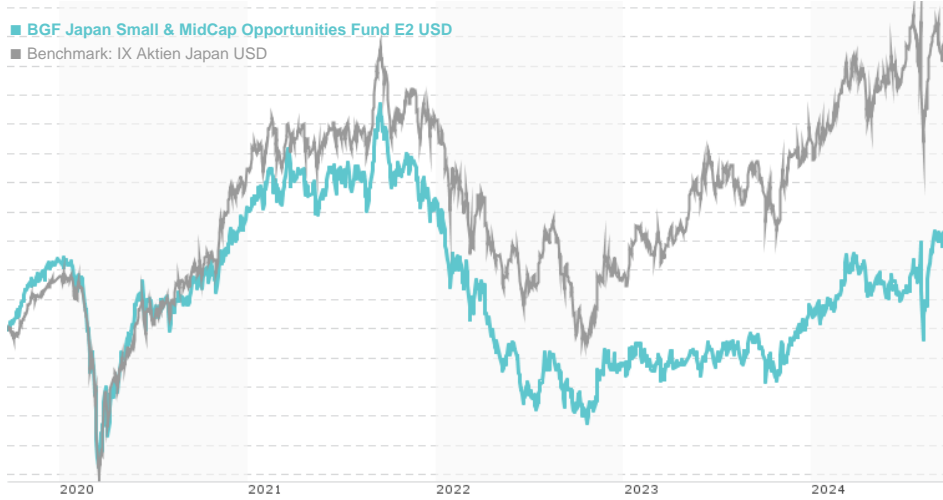


BGF Japan Small & MidCap Opportunities Fund E2 USD / LU0090841692 / 988777 / BlackRock (LU)

Last 09/19/2024 ¹	Country	Branch	Type of yield	Type
68.38 USD	Japan	Mixed Sectors	reinvestment	Equity Fund



Risk key figures

SRI	1	2	3	4	5	6	7	
Mountain-View Funds Rating ²							EDA ³	74

Yearly Performance

2023	+10.77%
2022	-23.10%
2021	+1.17%
2020	+7.80%
2019	+25.71%

Master data		Conditions		Other figures	
Fund type	Single fund	Issue surcharge	3.00%	Minimum investment	USD 5,000.00
Category	Equity	Planned administr. fee	0.00%	Savings plan	-
Sub category	Mixed Sectors	Deposit fees	0.45%	UCITS / OGAW	Yes
Fund domicile	Luxembourg	Redemption charge	0.00%	Performance fee	0.00%
Tranch volume	-	Ongoing charges	-	Redeployment fee	0.00%
Total volume	(09/19/2024) JPY 26,377.05 mill.	Dividends		Investment company	
Launch date	5/13/1987	BlackRock (LU) 35a Avenue JF Kennedy, 1855, Luxembourg Luxembourg https://www.blackrock.com			
KEST report funds	Yes				
Business year start	01.09.				
Sustainability type	-				
Fund manager	Hiroki Takayama				

Performance	1M	6M	YTD	1Y	2Y	3Y	5Y	Since start
Performance	+6.03%	+6.33%	+13.27%	+19.17%	+31.83%	-11.89%	+19.40%	+25.61%
Performance p.a.	-	-	-	+19.11%	+14.80%	-4.13%	+3.61%	+0.93%
Sharpe ratio	6.08	0.42	0.77	0.81	0.63	-0.41	0.01	-0.13
Volatility	15.75%	22.52%	20.29%	19.36%	17.86%	18.36%	19.19%	19.25%
Worst month	-	-3.86%	-3.86%	-3.86%	-7.00%	-10.23%	-12.93%	-15.71%
Best month	-	7.94%	7.94%	7.94%	8.56%	8.56%	9.52%	18.41%
Maximum loss	-2.10%	-14.47%	-14.47%	-14.47%	-14.47%	-37.68%	-39.46%	-

Distribution permission

Austria, Germany, Switzerland, United Kingdom, Czech Republic

¹ Important note on update status: The displayed date refers exclusively to the calculation of the NAV.
² The Mountain-View Data Fund Rating calculates a comparative ranking for funds using yield, volatility and trend data. For more information visit [MVD Funds Rating](#)

BGF Japan Small & MidCap Opportunities Fund E2 USD / LU0090841692 / 988777 / BlackRock (LU)

Investment strategy

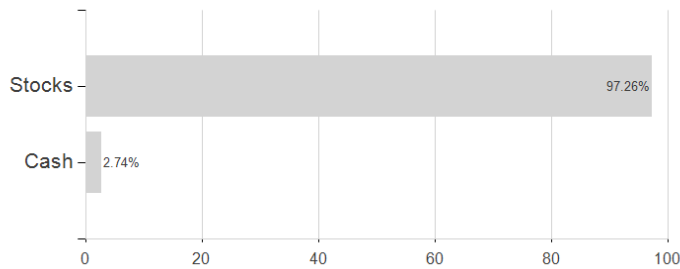
The investment adviser (IA) may use financial derivative instruments (FDIs) (i.e. investments the prices of which are based on one or more underlying assets) for investment purposes in order to achieve the investment objective of the Fund, and/or to reduce risk within the Fund's portfolio, reduce investment costs and generate additional income. The Fund may, via FDIs, generate varying amounts of market leverage (i.e. where the Fund gains market exposure in excess of the value of its assets).

Investment goal

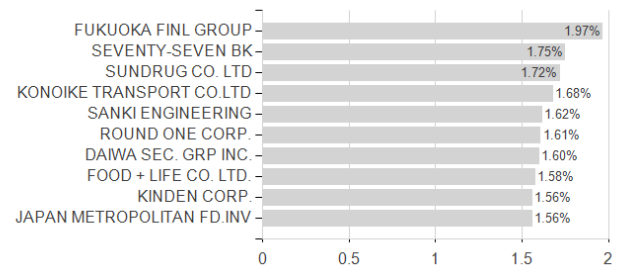
The Fund aims to maximise the return on your investment through a combination of capital growth and income on the Fund's assets and invest in a manner consistent with the principles of environmental, social and governance (ESG) investing. The Fund invests at least 70% of its total assets in the equity securities (e.g. shares) of small and mid capitalisation companies domiciled in, or the main business of which is in, Japan. Small and mid capitalisation companies are considered companies which, at the time of purchase, form the bottom 30% by market capitalisation of Japanese stock markets. Market capitalisation is the share price of the company multiplied by the number of shares issued.

Assessment Structure

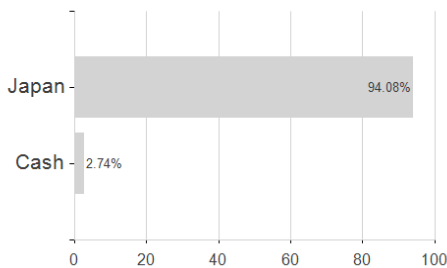
Assets



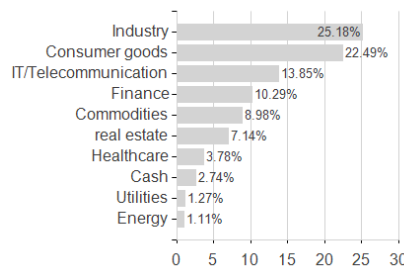
Largest positions



Countries



Branches



Currencies

