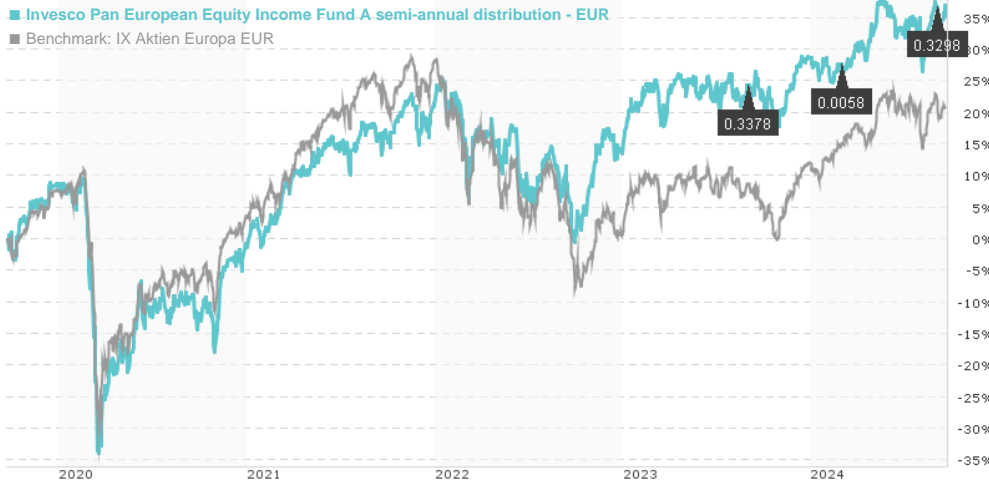


Invesco Pan European Equity Income Fund A semi-annual distribution - EUR / LU0267986049 / A0LGXZ / Invesco

Last 09/20/2024 ¹	Region	Branch	Type of yield	Type
15.33 EUR	Europe	Mixed Sectors	paying dividend	Equity Fund



Risk key figures

SRI	1	2	3	4	5	6	7
Mountain-View Funds Rating ²	EDA ³						
	68						

Yearly Performance

2023	+13.35%
2022	-6.23%
2021	+22.70%
2020	-8.42%
2019	+18.51%

Master data		Conditions		Other figures	
Fund type	Single fund	Issue surcharge	5.00%	Minimum investment	EUR 1,000.00
Category	Equity	Planned administr. fee	0.00%	Savings plan	-
Sub category	Mixed Sectors	Deposit fees	0.01%	UCITS / OGAW	Yes
Fund domicile	Luxembourg	Redemption charge	0.00%	Performance fee	0.00%
Tranch volume	(09/20/2024) EUR 7.03 mill.	Ongoing charges	-	Redeployment fee	0.00%
Total volume	(09/20/2024) EUR 45.18 mill.	Dividends		Investment company	
Launch date	10/31/2006	02.09.2024	0.33 EUR	Invesco Management	
KESt report funds	Yes	01.03.2024	0.01 EUR	An der Welle 5, 60322, Frankfurt am Main	
Business year start	29.02.	01.09.2023	0.34 EUR	Germany	
Sustainability type	-	01.03.2023	0.01 EUR	https://www.de.invesco.com	
Fund manager	Oliver Collin, James Goldstone	01.09.2022	0.30 EUR		

Performance	1M	6M	YTD	1Y	2Y	3Y	5Y	Since start
Performance	+1.61%	+6.51%	+5.62%	+8.48%	+28.34%	+20.05%	+34.74%	+105.33%
Performance p.a.	-	-	-	+8.45%	+13.27%	+6.27%	+6.14%	+4.10%
Sharpe ratio	1.83	0.81	0.41	0.46	0.80	0.19	0.15	0.04
Volatility	9.37%	12.25%	10.97%	10.86%	12.22%	14.54%	18.32%	16.70%
Worst month	-	-2.05%	-2.05%	-4.64%	-7.38%	-9.82%	-18.89%	-18.89%
Best month	-	2.98%	2.98%	6.41%	8.63%	8.63%	16.98%	16.98%
Maximum loss	-2.89%	-8.19%	-8.19%	-8.19%	-8.19%	-20.60%	-39.70%	-

Distribution permission

Austria, Germany, Switzerland, Czech Republic

¹ Important note on update status: The displayed date refers exclusively to the calculation of the NAV.

² The Mountain-View Data Fund Rating calculates a comparative ranking for funds using yield, volatility and trend data. For more information visit [MVD Funds Rating](#)

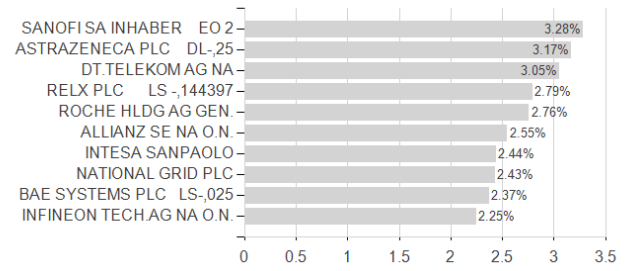
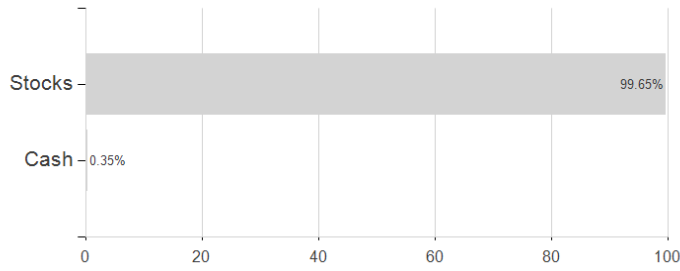
³ Displays the Ethical-Dynamical Ratio calculated according to standard criteria. The maximum value is 100. For more information visit [EDA](#)

Invesco Pan European Equity Income Fund A semi-annual distribution - EUR / LU0267986049 / A0LGXZ / Invesco

Assessment Structure

Assets

Largest positions



Countries

Branches

Currencies

