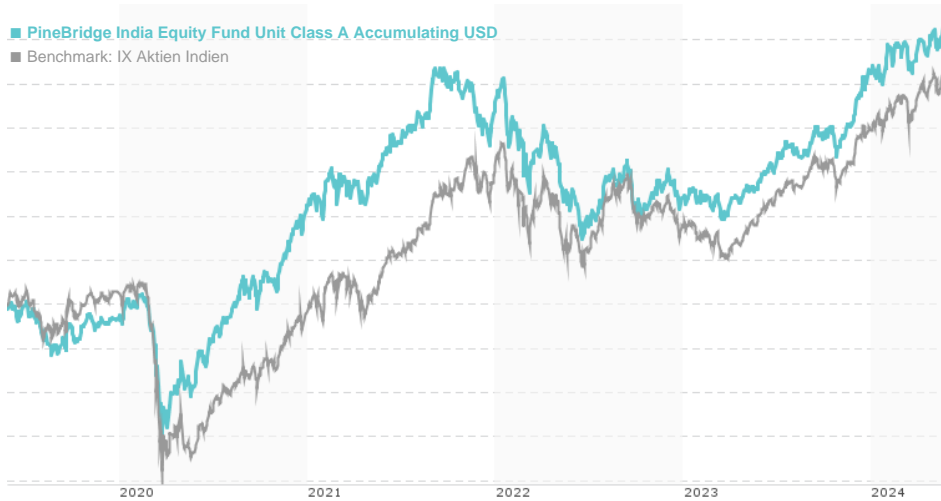


PineBridge India Equity Fund Unit Class A Accumulating USD / IE00B0JY6M65 / A0H0U7 / PineBridge Inv. (IE)

Last 05/27/2024 ¹	Country	Branch	Type of yield	Type
90.85 USD	India	Mixed Sectors	reinvestment	Equity Fund

■ PineBridge India Equity Fund Unit Class A Accumulating USD
■ Benchmark: IX Aktien Indien



Risk key figures

SRI 1 2 3 4 5 6 7

Mountain-View Funds Rating² EDA³

▲ ▲ ▲ ▲ ▲ ▲

Yearly Performance

2023	+23.08%
2022	-14.90%
2021	+19.14%
2020	+26.83%
2019	+1.51%

Master data		Conditions		Other figures	
Fund type	Single fund	Issue surcharge	5.00%	Minimum investment	USD 1,000.00
Category	Equity	Planned administr. fee	0.00%	Savings plan	-
Sub category	Mixed Sectors	Deposit fees	0.00%	UCITS / OGAW	Yes
Fund domicile	Ireland	Redemption charge	3.00%	Performance fee	0.00%
Tranch volume	(04/30/2024) USD 309.06 mill.	Ongoing charges	-	Redeployment fee	0.00%
Total volume	(04/30/2024) USD 1,116.40 mill.	Dividends		Investment company	
Launch date	9/12/2005	PineBridge Inv. (IE)			
KESr report funds	Yes	7-11 Sir John Rogersons, Dublin 2, Dublin 2			
Business year start	01.01.	Ireland			
Sustainability type	-	https://www.pinebridge.com			
Fund manager	Elizabeth Soon				

Performance	1M	6M	YTD	1Y	2Y	3Y	5Y	Since start
Performance	+2.10%	+16.53%	+7.86%	+28.68%	+33.01%	+23.01%	+64.56%	+626.81%
Performance p.a.	-	-	-	+28.77%	+15.31%	+7.14%	+10.46%	+11.18%
Sharpe ratio	2.17	2.60	1.36	2.27	0.96	0.24	0.38	0.39
Volatility	12.61%	12.51%	12.54%	11.02%	12.07%	13.78%	17.49%	19.10%
Worst month	-	0.15%	0.15%	-2.12%	-7.06%	-7.06%	-20.47%	-24.67%
Best month	-	6.87%	6.87%	6.87%	7.60%	7.60%	14.48%	31.45%
Maximum loss	-2.74%	-4.39%	-4.39%	-4.88%	-10.20%	-25.22%	-32.31%	-

Distribution permission

Austria, Germany, Switzerland, United Kingdom

¹ Important note on update status: The displayed date refers exclusively to the calculation of the NAV.

² The Mountain-View Data Fund Rating calculates a comparative ranking for funds using yield, volatility and trend data. For more information visit [MVD Funds Rating](#)

DISCLAIMER: The information on this page are for informational purposes only and should neither an offer to sell nor a solicitation for the purchase of the security or recommendation in favor of the security to be understood. baha GmbH assumes no liability despite thorough searches for the accuracy of the data.

Funds data from: [www.mountain-view.com](#). Fact Sheet created by: [www.baha.com](#)

Created: 05/28/2024

PineBridge India Equity Fund Unit Class A Accumulating USD / IE00B0JY6M65 / A0H0U7 / PineBridge Inv. (IE)

Investment strategy

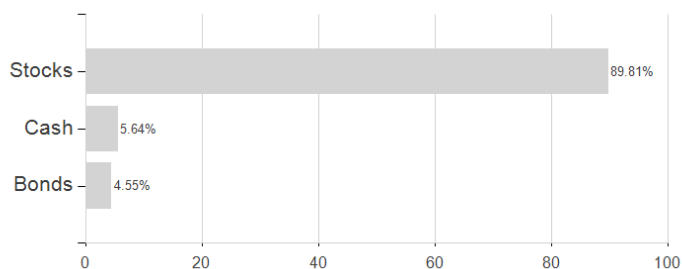
At least two-thirds of the Sub-Fund's total assets will be invested (either directly by the Sub-Fund or through PineBridge Investments GF Mauritius Ltd (the "Mauritian Subsidiary") for efficient portfolio management) in equities and equity-related securities (excluding convertibles and bonds with warrants attached) of issuers domiciled in or exercising the predominant part of their commercial activities in India. The Investment Manager constructs the portfolio based on a combination of bottom-up high conviction lists and a top-down industry allocation framework. Within the remaining one third the Sub-Fund may invest in other types of transferable securities, and in particular: equity and equityrelated securities including but not limited to common stock, preferred stock and securities which are convertible into or exchangeable for such equity securities, or which carry warrants to purchase such equity securities, equity index- and equity-related instruments including but not limited to, participatory receipts / participatory certificates and share index notes, American Depositary Receipts (ADRs) / International Depositary Receipts (IDRs) / Global Depositary Receipts (GDRs), hold deposits with credit institutions.

Investment goal

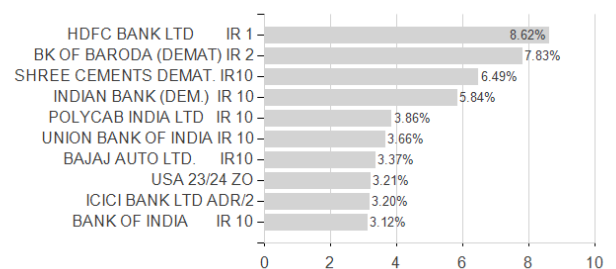
The Sub-Fund seeks to provide long-term capital appreciation (i.e. to grow the value of your investment over the long term) by investing in equity (i.e. shares) and equity-related securities of companies listed on stock exchanges in India or closely related to the economic development and growth of India.

Assessment Structure

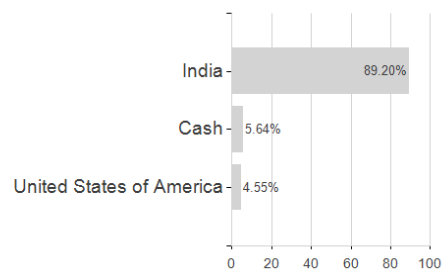
Assets



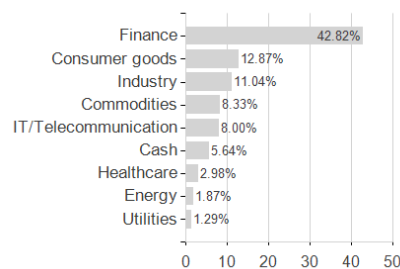
Largest positions



Countries



Branches



Currencies

