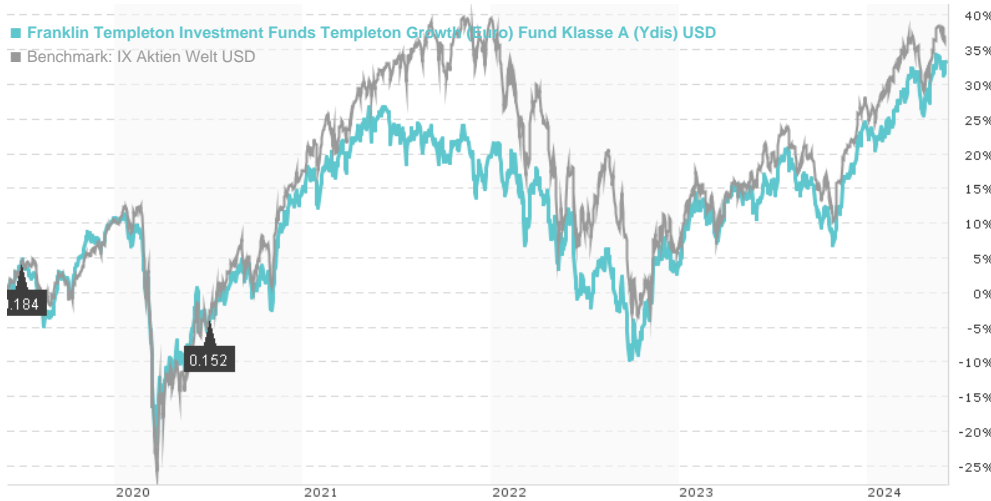


Franklin Templeton Investment Funds Templeton Growth (Euro) Fund Klasse A (Ydis) USD / LU0269666987 /

Last 06/04/2024 ¹	Region	Branch	Type of yield	Type
23.84 USD	Worldwide	Mixed Sectors	paying dividend	Equity Fund



Risk key figures

SRI 1 2 3 4 5 6 7

Mountain-View Funds Rating²EDA³

Yearly Performance

2023	+19.76%
2022	-13.32%
2021	+3.96%
2020	+4.36%
2019	+13.43%

Master data		Conditions		Other figures	
Fund type	Single fund	Issue surcharge	5.75%	Minimum investment	USD 1,000.00
Category	Equity	Planned administr. fee	0.00%	Savings plan	-
Sub category	Mixed Sectors	Deposit fees	0.14%	UCITS / OGAW	Yes
Fund domicile	Luxembourg	Redemption charge	0.00%	Performance fee	0.00%
Tranch volume	(03/29/2024) USD 23.52 mill.	Ongoing charges	-	Redeployment fee	0.00%
Total volume	(03/29/2024) USD 8,349.84 mill.	Dividends		Investment company	
Launch date	10/16/2006	01.07.2020	0.15 USD	Franklin Templeton Schottenring 16, 2.OG, 1010, Wien Austria https://www.franklintempleton.at	
KESr report funds	Yes	01.07.2019	0.18 USD		
Business year start	01.07.	02.07.2018	0.13 USD		
Sustainability type	-	03.07.2017	0.07 USD		
Fund manager	Peter Moeschter, Warren Pustam, Peter Sartori, Christopher Peel		01.07.2016	0.09 USD	

Performance	1M	6M	YTD	1Y	2Y	3Y	5Y	Since start
Performance	+0.80%	+12.29%	+6.62%	+17.38%	+19.74%	+4.56%	+32.63%	+55.83%
Performance p.a.	-	-	-	+17.38%	+9.44%	+1.50%	+5.80%	+2.55%
Sharpe ratio	2.79	2.24	1.35	1.32	0.41	-0.12	0.15	-0.07
Volatility	9.66%	10.70%	10.56%	10.90%	14.90%	15.41%	16.62%	17.94%
Worst month	-	-3.57%	-3.57%	-4.39%	-9.81%	-9.81%	-13.29%	-19.21%
Best month	-	5.87%	5.87%	8.14%	9.69%	9.69%	12.71%	12.71%
Maximum loss	-2.19%	-5.16%	-5.16%	-11.72%	-18.91%	-28.73%	-29.62%	-

Distribution permission

Austria, Germany, Switzerland, United Kingdom

¹ Important note on update status: The displayed date refers exclusively to the calculation of the NAV.² The Mountain-View Data Fund Rating calculates a comparative ranking for funds using yield, volatility and trend data. For more information visit [MVD Funds Rating](#)³ Displays the Ethical-Dynamical Ratio calculated according to standard criteria. The maximum value is 100. For more information visit [EDA](#)

Franklin Templeton Investment Funds Templeton Growth (Euro) Fund Klasse A (Ydis) USD / LU0269666987 /

Investment strategy

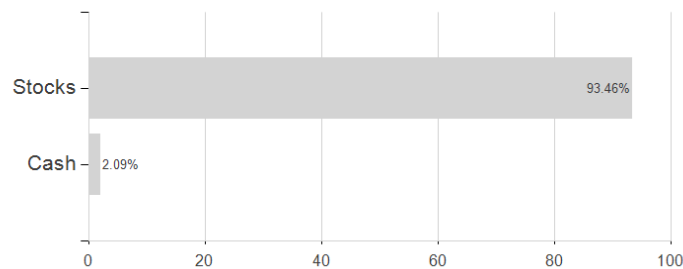
The Fund pursues an actively managed investment strategy and invests mainly in: - equity and equity-related securities issued by companies of any size located in any country, including emerging markets The Fund can invest to a lesser extent in: - derivatives for hedging and efficient portfolio management - structured products (such as equity-linked notes) The investment team uses in-depth analysis to select individual equity securities that it believes are undervalued, based on such factors as their expected long-term earnings and the value of their business assets. Benchmarks: MSCI All Country World Index-NR (used for performance comparison purposes - neither used as a constraint on how the Fund's portfolio is to be constructed nor set as a target for the Fund's performance to beat) and MSCI ACWI Investable Market Index-NR (used as a proxy for the universe, for the purpose of the ESG rating comparison). The Fund is not obliged to hold any of the benchmarks constituents and may significantly depart from the composition of these benchmarks.

Investment goal

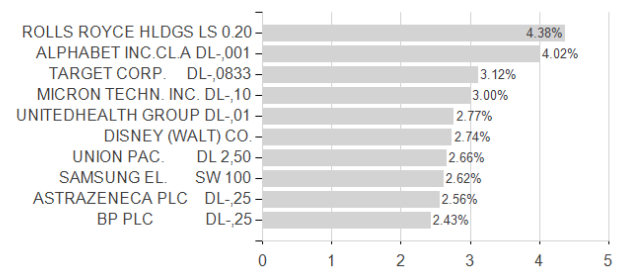
The Fund is classified as Article 8 under EU Sustainable Finance Disclosure Regulation and aims to increase the value of its investments over the medium to long term.

Assessment Structure

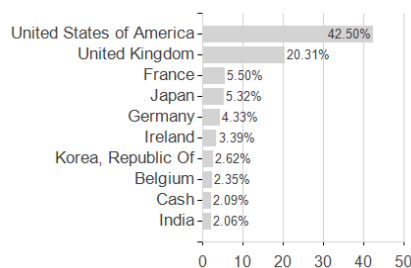
Assets



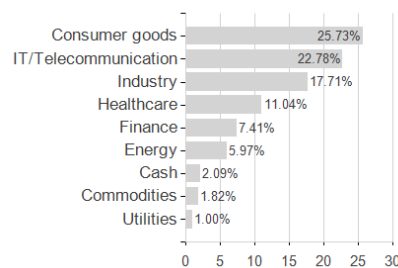
Largest positions



Countries



Branches



Currencies

