

Pictet - Euroland Index - IS EUR / LU0255980830 / A0LCCP / Pictet AM (EU)

Last 09/18/2024 <sup>1</sup>	Region	Branch	Type of yield	Type
236.24 EUR	Euroland	Mixed Sectors	reinvestment	Equity Fund



Risk key figures

SRI	1	2	3	4	5	6	7
Mountain-View Funds Rating <sup>2</sup>	EDA <sup>3</sup>						
	65						

Yearly Performance

2023	+19.25%
2022	-12.24%
2021	+22.37%
2020	-0.80%
2019	+26.24%

Master data		Conditions		Other figures	
Fund type	Single fund	Issue surcharge	5.00%	Minimum investment	EUR 1,000,000.00
Category	Equity	Planned administr. fee	0.00%	Savings plan	-
Sub category	Mixed Sectors	Deposit fees	0.05%	UCITS / OGAW	Yes
Fund domicile	Luxembourg	Redemption charge	1.00%	Performance fee	0.00%
Tranch volume	(09/18/2024) EUR 89.22 mill.	Ongoing charges	-	Redeployment fee	0.00%
Total volume	(09/18/2024) EUR 194.07 mill.	Dividends		Investment company	
Launch date	6/29/2006	Pictet AM (EU)			
KESt report funds	Yes	6B, rue du Fort Niedergruenewald, 2226, Luxembourg			
Business year start	01.10.	Luxembourg			
Sustainability type	-	www.am.pictet/de/germany			
Fund manager	Roland Riat, Jean-Michel Piuz				

Performance	1M	6M	YTD	1Y	2Y	3Y	5Y	Since start
Performance	+0.25%	+0.82%	+8.48%	+14.97%	+37.64%	+20.18%	+45.71%	+136.24%
Performance p.a.	-	-	-	+14.93%	+17.32%	+6.32%	+7.81%	+4.83%
Sharpe ratio	-0.03	-0.14	0.73	0.97	1.03	0.17	0.23	0.07
Volatility	10.56%	12.57%	11.77%	11.81%	13.46%	16.64%	19.28%	20.15%
Worst month	-	-2.61%	-2.61%	-3.33%	-6.11%	-9.19%	-17.37%	-17.37%
Best month	-	4.60%	4.60%	7.95%	9.63%	9.63%	17.31%	17.31%
Maximum loss	-3.92%	-9.55%	-9.55%	-9.55%	-10.72%	-24.57%	-38.07%	-

Distribution permission

Austria, Germany, Switzerland, United Kingdom, Czech Republic

<sup>1</sup> Important note on update status: The displayed date refers exclusively to the calculation of the NAV.

<sup>2</sup> The Mountain-View Data Fund Rating calculates a comparative ranking for funds using yield, volatility and trend data. For more information visit [MVD Funds Rating](#)

<sup>3</sup> Displays the Ethical-Dynamical Ratio calculated according to standard criteria. The maximum value is 100. For more information visit [EDA](#)

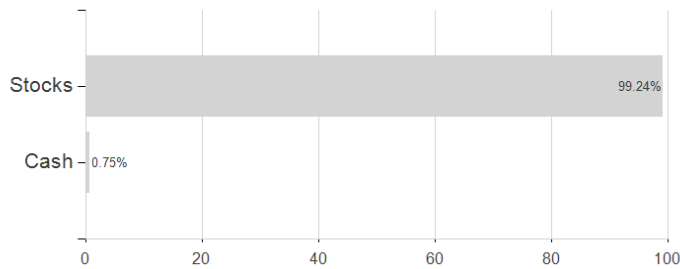
**Pictet - Euroland Index - IS EUR / LU0255980830 / A0LCCP / Pictet AM (EU)**

**Investment goal**

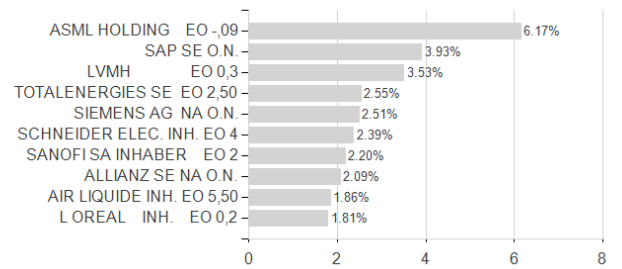
The aim of this sub-fund is to enable investors to participate in the growth of the eurozone equity market by way of a vehicle that accurately reflects MSCI EMU index movements. However, the sub-fund is not required to hold all securities included in the benchmark index.

**Assessment Structure**

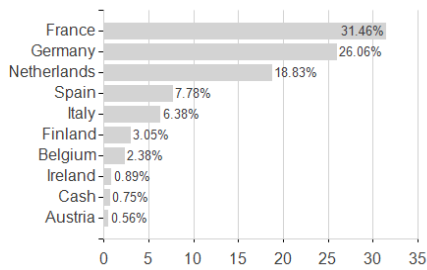
**Assets**



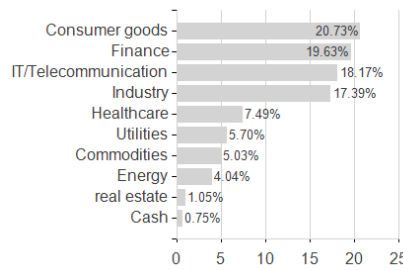
**Largest positions**



**Countries**



**Branches**



**Currencies**

