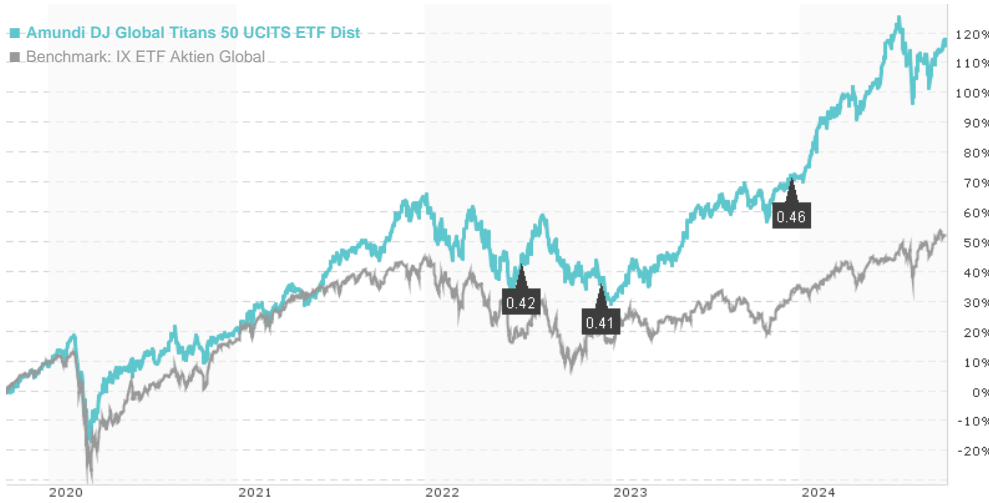


Amundi DJ Global Titans 50 UCITS ETF Dist / FR0007075494 / 787716 / Amundi AM (FR)

Last 10/08/2024 ¹	Region	Branch	Type of yield	Type
79.28 EUR	Worldwide	ETF Stocks	paying dividend	Alternative Investm.

■ Amundi DJ Global Titans 50 UCITS ETF Dist
■ Benchmark: IX ETF Aktien Global



Risk key figures

SRI 1 2 3 4 5 6 7

Mountain-View Funds Rating² EDA³

▲▲▲▲▲▲

Yearly Performance

2023	+31.99%
2022	-19.91%
2021	+34.00%
2020	+11.93%
2019	+33.87%

Master data		Conditions		Other figures	
Fund type	Single fund	Issue surcharge	5.00%	Minimum investment	UNT 1
Category	Equity	Planned administr. fee	0.00%	Savings plan	-
Sub category	ETF Stocks	Deposit fees	0.00%	UCITS / OGAW	Yes
Fund domicile	France	Redemption charge	5.00%	Performance fee	0.00%
Tranch volume	(10/08/2024) USD 253.33 mill.	Ongoing charges	-	Redeployment fee	0.00%
Total volume	(07/05/2023) USD 131.00 mill.	Dividends		Investment company	
Launch date	3/23/2018	12.12.2023	0.46 EUR	Amundi AM (FR)	
KESt report funds	Yes	07.12.2022	0.41 EUR	90 boulevard Pasteur, 75015, Paris	
Business year start	01.11.	06.07.2022	0.42 EUR	France	
Sustainability type	-	07.06.2022	0.42 EUR	www.amundi.fr/	
Fund manager	-	08.12.2021	0.21 EUR		

Performance	1M	6M	YTD	1Y	2Y	3Y	5Y	Since start
Performance	+6.51%	+10.22%	+26.67%	+31.56%	+57.92%	+47.35%	+119.81%	+186.94%
Performance p.a.	-	-	-	+31.56%	+25.71%	+13.78%	+17.04%	+17.46%
Sharpe ratio	10.40	1.12	2.12	1.93	1.48	0.60	0.69	0.75
Volatility	11.35%	16.20%	15.46%	14.73%	15.20%	17.59%	20.07%	18.92%
Worst month	-	-2.36%	-2.36%	-2.36%	-9.47%	-9.47%	-9.47%	-9.47%
Best month	-	7.83%	7.83%	7.83%	7.83%	12.00%	12.34%	12.34%
Maximum loss	-0.88%	-12.79%	-12.79%	-12.79%	-12.79%	-22.23%	-29.81%	-

Distribution permission

Germany, Czech Republic

¹ Important note on update status: The displayed date refers exclusively to the calculation of the NAV.

² The Mountain-View Data Fund Rating calculates a comparative ranking for funds using yield, volatility and trend data. For more information visit [MVD Funds Rating](#)

³ Displays the Ethical-Dynamical Ratio calculated according to standard criteria. The maximum value is 100. For more information visit [EDA](#)

Amundi DJ Global Titans 50 UCITS ETF Dist / FR0007075494 / 787716 / Amundi AM (FR)

Investment strategy

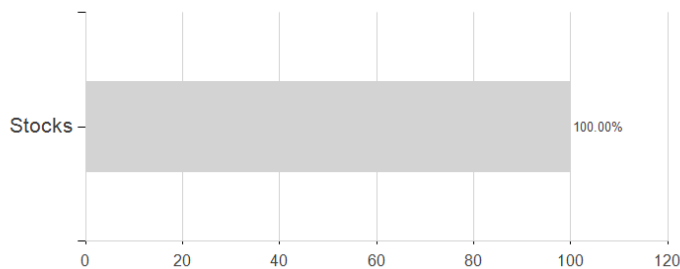
The expected Tracking Error under normal market conditions is indicated in the Fund's prospectus. The Dow Jones website (<https://www.spglobal.com/spdji/en/>) contains more detailed information on the Dow Jones indices. The Fund aims to achieve its objective through indirect replication, namely by entering into one or more OTC swaps (eligible forward financial instruments, "FFIs"). The Fund may invest in a diversified portfolio of international equities, the performance of which will be exchanged against that of the Benchmark through the FFIs. The updated composition of the portfolio of securities held by the Fund is stated on the website amundiETF.com.

Investment goal

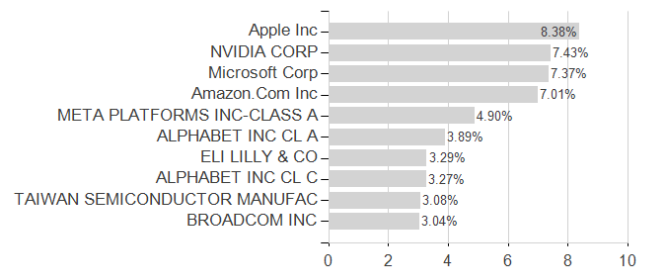
The Fund is a passively managed index-based fund. The Fund's objective is to replicate, both upwards and downwards, the performance of the Dow Jones Global Titans 50 Total Return Index (the "Benchmark"), denominated in euro (EUR) and representative of the performance of the top 50 global companies selected by Dow Jones from 18 sectors and nine countries, while minimising the tracking error between the Sub-Fund's performance and that of its Benchmark (the "Tracking Error").

Assessment Structure

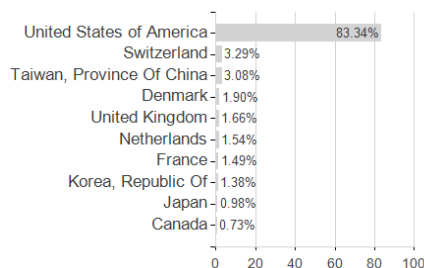
Assets



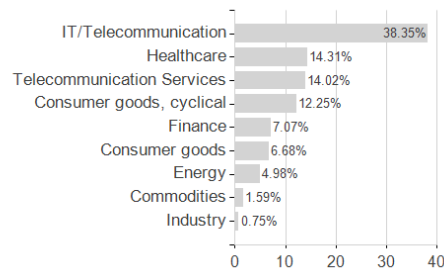
Largest positions



Countries



Branches



Currencies

