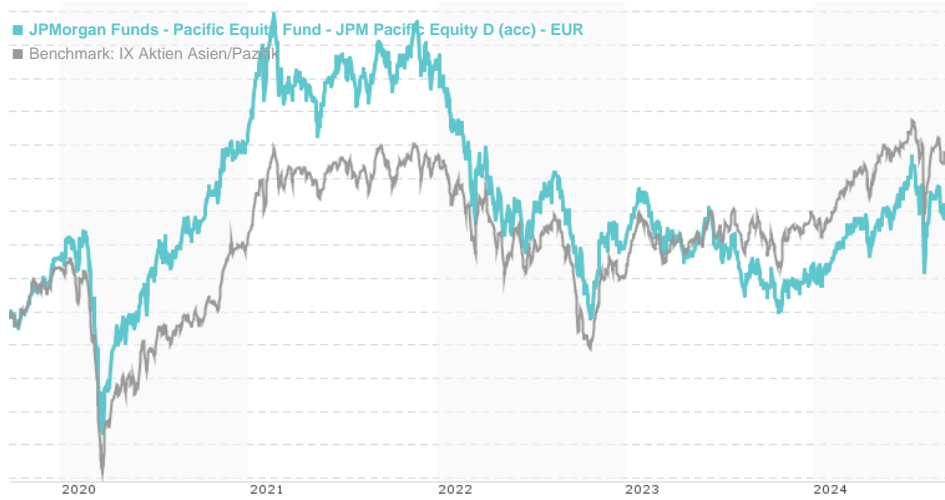


JPMorgan Funds - Pacific Equity Fund - JPM Pacific Equity D (acc) - EUR / LU0217390656 / A0HG3C / JPMorgan AM

Last 09/20/2024 <sup>1</sup>	Region	Branch	Type of yield	Type
16.48 EUR	Asia/Pacific	Mixed Sectors	reinvestment	Equity Fund



Risk key figures

SRI	1	2	3	4	5	6	7
Mountain-View Funds Rating <sup>2</sup>	EDA <sup>3</sup>						
	81						

Yearly Performance

2023	-2.67%
2022	-19.66%
2021	+6.46%
2020	+18.77%
2019	+29.98%

Master data		Conditions		Other figures	
Fund type	Single fund	Issue surcharge	5.00%	Minimum investment	USD 5,000.00
Category	Equity	Planned administr. fee	0.00%	Savings plan	-
Sub category	Mixed Sectors	Deposit fees	0.00%	UCITS / OGAW	Yes
Fund domicile	Luxembourg	Redemption charge	0.50%	Performance fee	0.00%
Tranch volume	(09/20/2024) USD 4.42 mill.	Ongoing charges	-	Redeployment fee	0.00%
Total volume	(09/20/2024) USD 1,767.40 mill.	<b>Dividends</b>		<b>Investment company</b>	
Launch date	5/8/2006	JPMorgan AM (EU) PO Box 275, 2012, Luxembourg Luxembourg <a href="https://www.jpmorganassetmanagement.de">https://www.jpmorganassetmanagement.de</a>			
KEST report funds	No				
Business year start	01.07.				
Sustainability type	-				
Fund manager	Aisa Ogoshi, Robert Lloyd				

Performance	1M	6M	YTD	1Y	2Y	3Y	5Y	Since start
Performance	-0.12%	+4.77%	+10.16%	+11.73%	+5.51%	-14.48%	+18.05%	+109.67%
Performance p.a.	-	-	-	+11.70%	+2.71%	-5.08%	+3.37%	+4.11%
Sharpe ratio	-0.36	0.33	0.66	0.52	-0.05	-0.53	0.00	0.04
Volatility	13.45%	18.83%	16.74%	15.94%	15.41%	16.14%	17.68%	17.96%
Worst month	-	-1.88%	-1.88%	-3.70%	-10.68%	-10.68%	-10.72%	-11.49%
Best month	-	6.15%	6.15%	6.15%	11.10%	11.10%	11.10%	12.65%
Maximum loss	-4.08%	-14.30%	-14.30%	-14.30%	-15.63%	-30.95%	-31.46%	-

Distribution permission

Austria, Germany, Switzerland, United Kingdom, Luxembourg, Czech Republic

<sup>1</sup> Important note on update status: The displayed date refers exclusively to the calculation of the NAV.

<sup>2</sup> The Mountain-View Data Fund Rating calculates a comparative ranking for funds using yield, volatility and trend data. For more information visit [MVD Funds Rating](#)

DISCLAIMER: The information on this page are for informational purposes only and should neither an offer to sell nor a solicitation for the purchase of the security or recommendation in favor of the security to be understood. baha GmbH assumes no liability despite thorough searches for the accuracy of the data.

Funds data from: [www.mountain-view.com](http://www.mountain-view.com). Fact Sheet created by: [www.baha.com](http://www.baha.com)

**JPMorgan Funds - Pacific Equity Fund - JPM Pacific Equity D (acc) - EUR / LU0217390656 / A0HG3C / JPMorgan AM**

**Investment strategy**

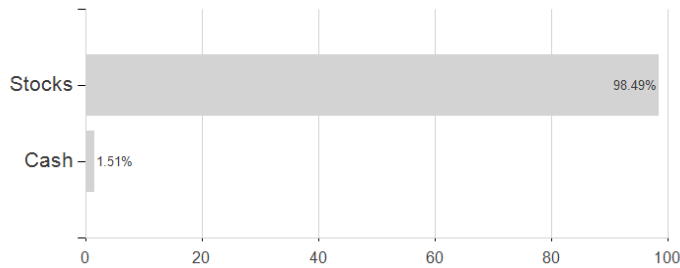
Uses a fundamental, bottom-up stock selection process utilising country specialist and sector analyst inputs. Uses a high conviction approach to finding the best investment ideas. Seeks to identify high quality companies with superior and sustainable growth potential.

**Investment goal**

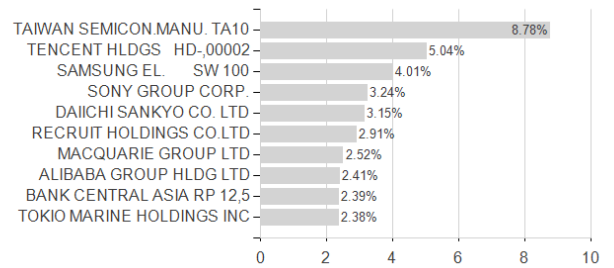
To provide long-term capital growth by investing primarily in companies in the Pacific Basin (including Japan).

**Assessment Structure**

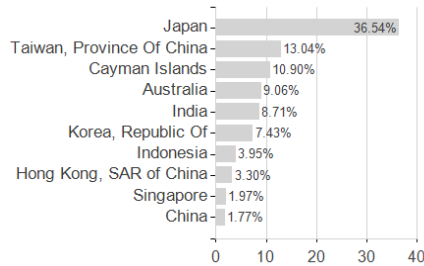
**Assets**



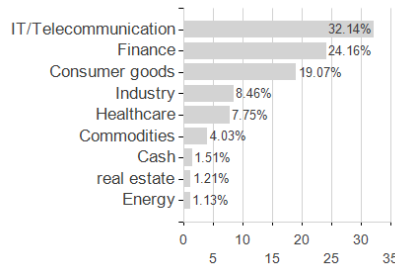
**Largest positions**



**Countries**



**Branches**



**Currencies**

