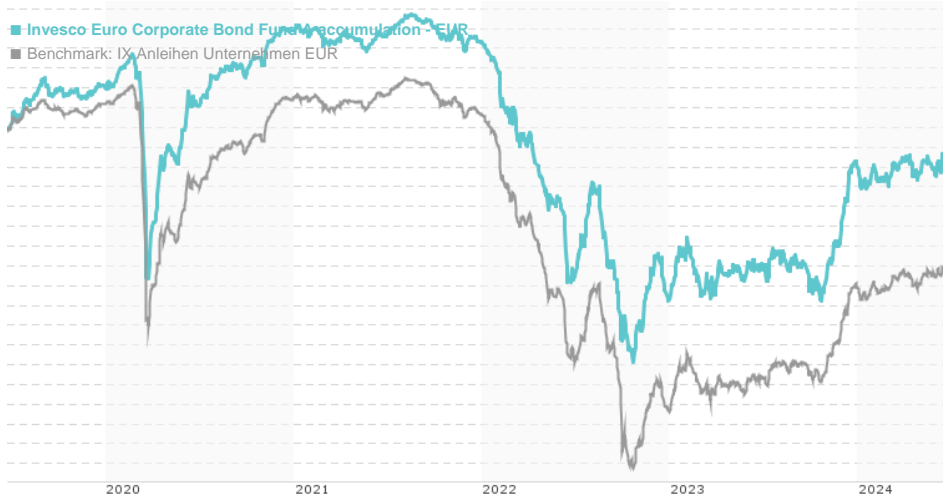


**Invesco Euro Corporate Bond Fund A accumulation - EUR / LU0243957825 / A0J20H / Invesco Management**

Last 06/21/2024 <sup>1</sup>	Region	Branch	Type of yield	Type
18.27 EUR	Worldwide	Corporate Bonds	reinvestment	Fixed-Income Fund



**Risk key figures**

SRI	1	2	3	4	5	6	7	
Mountain-View Funds Rating <sup>2</sup>							EDA <sup>3</sup>	68

**Yearly Performance**

2023	+7.50%
2022	-12.46%
2021	-0.64%
2020	+2.94%
2019	+8.34%

Master data		Conditions		Other figures	
-------------	--	------------	--	---------------	--

Fund type	Single fund	Issue surcharge	5.00%	Minimum investment	EUR 1,000.00
Category	Bonds	Planned administr. fee	0.00%	Savings plan	-
Sub category	Corporate Bonds	Deposit fees	0.01%	UCITS / OGAW	Yes
Fund domicile	Luxembourg	Redemption charge	0.00%	Performance fee	0.00%
Tranch volume	(06/21/2024) EUR 700.31 mill.	Ongoing charges	-	Redeployment fee	0.00%
Total volume	(06/21/2024) EUR 3,221.52 mill.	<b>Dividends</b>		<b>Investment company</b>	
Launch date	3/31/2006	Invesco Management			
KEST report funds	Yes	An der Welle 5, 60322, Frankfurt am Main			
Business year start	29.02.	Germany			
Sustainability type	-	https://www.de.invesco.com			
Fund manager	Julien Eberhardt, Tom Hemmant				

Performance	1M	6M	YTD	1Y	2Y	3Y	5Y	Since start
Performance	+0.43%	+0.61%	+0.55%	+5.99%	+7.04%	-5.74%	-1.33%	+82.74%
Performance p.a.	-	-	-	+5.98%	+3.46%	-1.95%	-0.27%	+3.36%
Sharpe ratio	0.43	-0.81	-0.81	0.60	-0.06	-1.36	-1.01	-0.09
Volatility	3.52%	3.08%	3.14%	3.79%	4.58%	4.16%	3.95%	3.74%
Worst month	-	-0.91%	-0.91%	-1.22%	-4.33%	-4.33%	-7.27%	-7.27%
Best month	-	3.17%	3.17%	3.17%	4.39%	4.39%	4.39%	5.52%
Maximum loss	-0.69%	-1.44%	-1.25%	-2.79%	-9.34%	-16.62%	-16.62%	-

**Distribution permission**

Austria, Germany, Switzerland, Luxembourg

<sup>1</sup> Important note on update status: The displayed date refers exclusively to the calculation of the NAV.

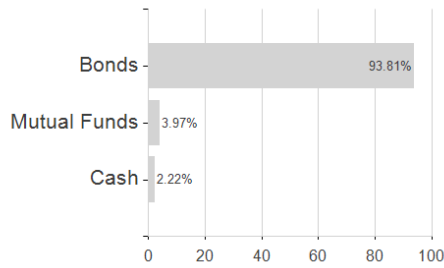
## Invesco Euro Corporate Bond Fund A accumulation - EUR / LU0243957825 / A0J20H / Invesco Management

2 The Mountain-View Data Fund Rating calculates a comparative ranking for funds using yield, volatility and trend data. For more information visit [MVD Funds Rating](#)

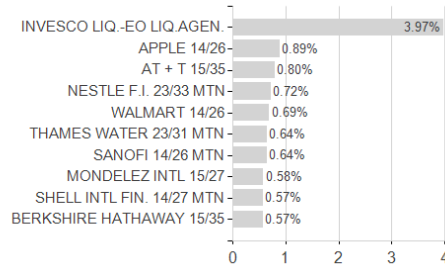
3 Displays the Ethical-Dynamical Ratio calculated according to standard criteria. The maximum value is 100. For more information visit [EDA](#)

### Assessment Structure

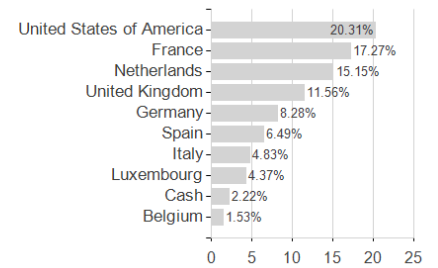
#### Assets



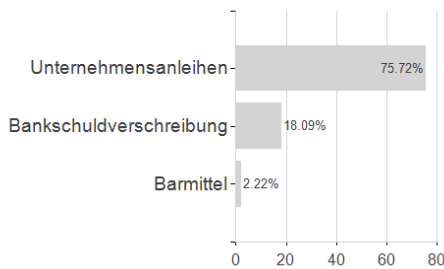
#### Largest positions



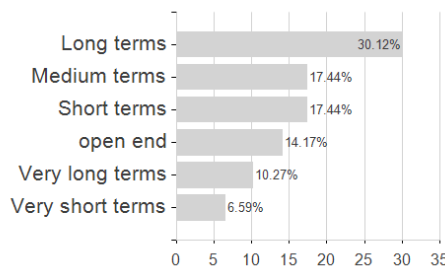
#### Countries



#### Issuer



#### Duration



#### Currencies

