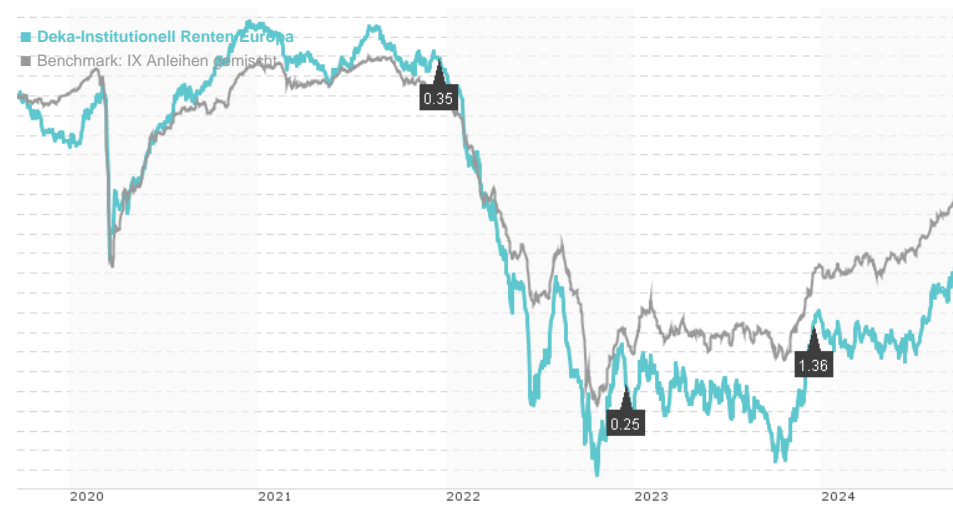


Deka-Institutionell Renten Europa / DE0007019416 / 701941 / Deka Investment

Last 09/20/2024 ¹	Region	Branch	Type of yield	Type
63.88 EUR	Europe	Bonds: Mixed	paying dividend	Fixed-Income Fund



Risk key figures

SRI	1	2	3	4	5	6	7
Mountain-View Funds Rating ²	EDA ³						
	88						

Yearly Performance

2023	+5.75%
2022	-17.08%
2021	-2.18%
2020	+5.99%
2019	+6.44%

Master data		Conditions		Other figures	
Fund type	Single fund	Issue surcharge	2.00%	Minimum investment	EUR 25.00
Category	Bonds	Planned administr. fee	0.00%	Savings plan	Yes
Sub category	Bonds: Mixed	Deposit fees	0.00%	UCITS / OGAW	Yes
Fund domicile	Germany	Redemption charge	0.00%	Performance fee	0.00%
Tranch volume	(09/20/2024) EUR 259.04 mill.	Ongoing charges	-	Redeployment fee	0.00%
Total volume	-	Dividends		Investment company	
Launch date	8/3/2001	15.12.2023	1.36 EUR	Deka Investment	
KESt report funds	No	16.12.2022	0.25 EUR	Mainzer Landstrasse 16, 60325, Frankfurt am Main	
Business year start	01.11.	17.12.2021	0.35 EUR	Germany	
Sustainability type	-	18.12.2020	0.51 EUR	https://www.deka.de	
Fund manager	Gerald Goedel	20.12.2019	0.47 EUR		

Performance	1M	6M	YTD	1Y	2Y	3Y	5Y	Since start
Performance	+0.55%	+3.28%	+2.11%	+8.72%	+6.31%	-11.55%	-9.03%	+112.27%
Performance p.a.	-	-	-	+8.69%	+3.10%	-4.00%	-1.87%	+3.31%
Sharpe ratio	0.66	0.68	-0.11	0.96	-0.05	-1.13	-0.92	-0.04
Volatility	4.90%	4.65%	4.70%	5.50%	6.75%	6.63%	5.82%	3.75%
Worst month	-	-1.27%	-1.59%	-2.19%	-3.58%	-5.33%	-5.33%	-5.33%
Best month	-	2.34%	3.73%	3.73%	3.93%	4.69%	4.69%	4.69%
Maximum loss	-0.75%	-2.01%	-2.31%	-2.88%	-6.85%	-21.27%	-22.19%	-

Distribution permission

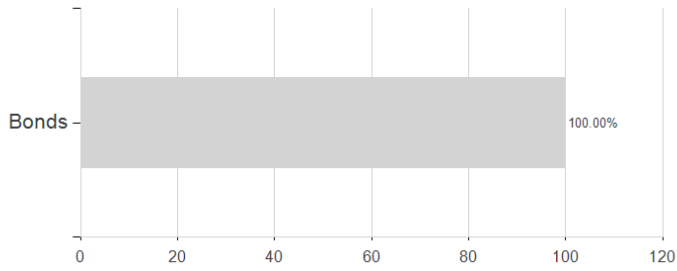
Germany, Czech Republic

1 Important note on update status: The displayed date refers exclusively to the calculation of the NAV.
 2 The Mountain-View Data Fund Rating calculates a comparative ranking for funds using yield, volatility and trend data. For more information visit [MVD Funds Rating](#)
 3 Displays the Ethical-Dynamical Ratio calculated according to standard criteria. The maximum value is 100. For more information visit [EDA](#)
 DISCLAIMER: The information on this page are for informational purposes only and should neither an offer to sell nor a solicitation for the purchase of the security or recommendation in favor of the security to be understood. baha GmbH assumes no liability despite thorough searches for the accuracy of the data.
 Funds data from: www.mountain-view.com. Fact Sheet created by: www.baha.com
 Created: 09/21/2024

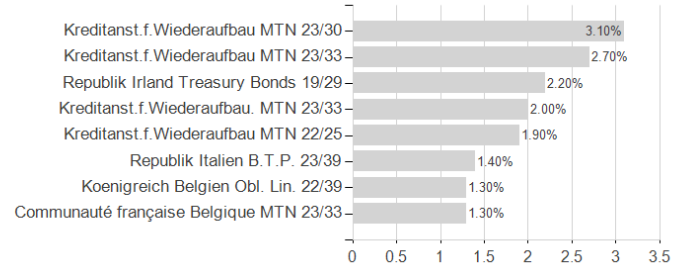
Deka-Institutionell Renten Europa / DE0007019416 / 701941 / Deka Investment

Assessment Structure

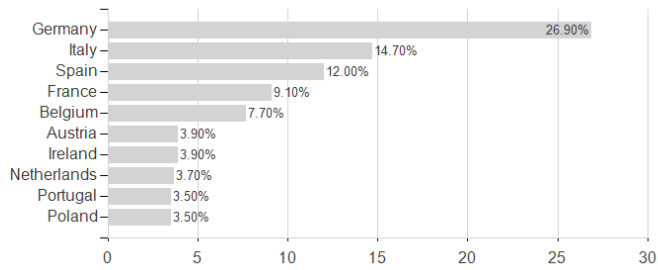
Assets



Largest positions



Countries



Issuer

