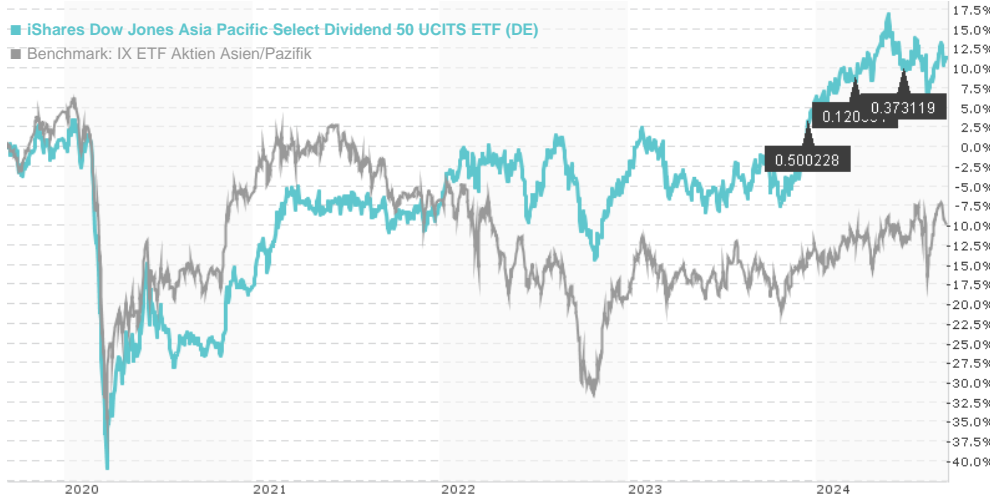


iShares Dow Jones Asia Pacific Select Dividend 50 UCITS ETF (DE) / DE000A0H0744 / A0H074 / BlackRock AM (DE)

| | | | | |
|------------------------------|--------------|------------|-----------------|----------------------|
| Last 09/10/2024 ¹ | Region | Branch | Type of yield | Type |
| 24.17 EUR | Asia/Pacific | ETF Stocks | paying dividend | Alternative Investm. |



Risk key figures

| | | | | | | | | |
|---|---|---|---|---|---|---|------------------|----|
| SRI | 1 | 2 | 3 | 4 | 5 | 6 | 7 | |
| Mountain-View Funds Rating ² | | | | | | | EDA ³ | 70 |

Yearly Performance

| | |
|------|---------|
| 2023 | +9.95% |
| 2022 | +3.93% |
| 2021 | +12.69% |
| 2020 | -18.47% |
| 2019 | +18.35% |

| Master data | | Conditions | | Other figures | |
|---------------------|-------------------------------|------------------------|----------|--------------------------------|-------|
| Fund type | Single fund | Issue surcharge | 2.00% | Minimum investment | UNT 1 |
| Category | Equity | Planned administr. fee | 0.00% | Savings plan | Yes |
| Sub category | ETF Stocks | Deposit fees | 0.00% | UCITS / OGAW | Yes |
| Fund domicile | Germany | Redemption charge | 1.00% | Performance fee | 0.00% |
| Tranch volume | - | Ongoing charges | - | Redeployment fee | 0.00% |
| Total volume | (09/10/2024) EUR 279.71 mill. | Dividends | | Investment company | |
| Launch date | 3/27/2006 | 17.06.2024 | 0.37 EUR | BlackRock AM (DE) | |
| KESt report funds | Yes | 15.03.2024 | 0.12 EUR | Lenbachplatz 1, 80333, München | |
| Business year start | 01.05. | 15.12.2023 | 0.50 EUR | Germany | |
| Sustainability type | - | 15.09.2023 | 0.27 EUR | https://www.blackrock.com | |
| Fund manager | BlackRock Asset Management | 15.06.2023 | 0.52 EUR | | |

| Performance | 1M | 6M | YTD | 1Y | 2Y | 3Y | 5Y | Since start |
|------------------|--------|--------|--------|---------|---------|---------|---------|-------------|
| Performance | +2.54% | +2.52% | +5.10% | +14.49% | +14.57% | +19.40% | +13.10% | +160.47% |
| Performance p.a. | - | - | - | +14.49% | +7.05% | +6.08% | +2.49% | +5.32% |
| Sharpe ratio | 3.26 | 0.13 | 0.33 | 0.90 | 0.28 | 0.20 | -0.06 | 0.11 |
| Volatility | 10.32% | 12.57% | 12.05% | 12.29% | 12.86% | 13.00% | 16.32% | 17.52% |
| Worst month | - | -1.98% | -1.98% | -4.22% | -9.51% | -9.51% | -25.22% | -25.22% |
| Best month | - | 2.19% | 8.91% | 8.91% | 9.76% | 9.76% | 14.39% | 18.24% |
| Maximum loss | -2.64% | -9.71% | -9.71% | -9.71% | -12.44% | -15.55% | -42.91% | - |

Distribution permission

Austria, Germany, Czech Republic

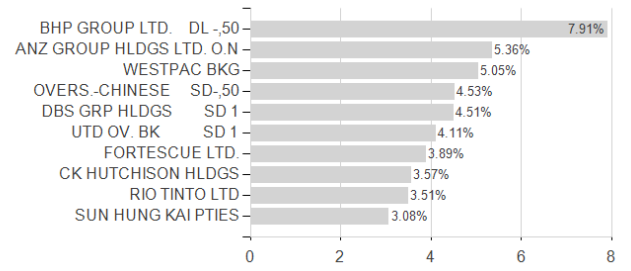
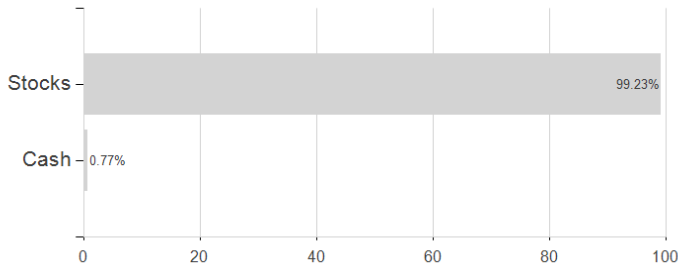
1 Important note on update status: The displayed date refers exclusively to the calculation of the NAV.
 2 The Mountain-View Data Fund Rating calculates a comparative ranking for funds using yield, volatility and trend data. For more information visit [MVD Funds Rating](#)
 3 Displays the Ethical-Dynamical Ratio calculated according to standard criteria. The maximum value is 100. For more information visit [EDA](#)

iShares Dow Jones Asia Pacific Select Dividend 50 UCITS ETF (DE) / DE000A0H0744 / A0H074 / BlackRock AM (DE)

Assessment Structure

Assets

Largest positions



Countries

Branches

Currencies

