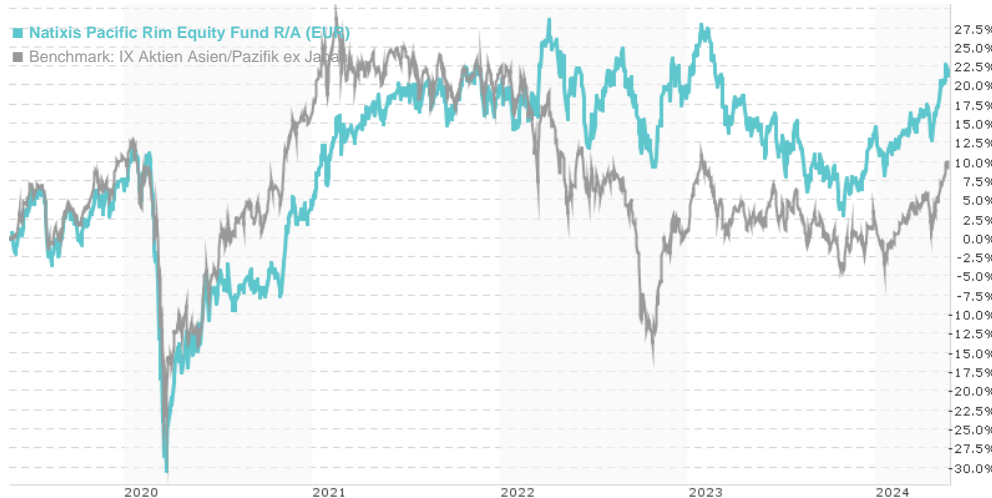


**Natixis Pacific Rim Equity Fund R/A (EUR) / LU0147921554 / 753902 / Natixis Inv. M. Int.**

Last 05/23/2024 <sup>1</sup>	Region	Branch	Type of yield	Type
<b>100.77 EUR</b>	Asia/Pacific ex Japan	Mixed Sectors	reinvestment	Equity Fund



**Risk key figures**

SRI	1	2	3	4	5	6	7
-----	---	---	---	---	---	---	---

Mountain-View Funds Rating<sup>2</sup> EDA<sup>3</sup>

▲▲▲▲▲▲	76
--------	----

**Yearly Performance**

2023	-4.67%
2022	+0.05%
2021	+14.39%
2020	-1.88%
2019	+20.63%

Master data		Conditions		Other figures	
Fund type	Single fund	Issue surcharge	4.00%	Minimum investment	USD 1,000.00
Category	Equity	Planned administr. fee	0.00%	Savings plan	-
Sub category	Mixed Sectors	Deposit fees	0.00%	UCITS / OGAW	Yes
Fund domicile	Luxembourg	Redemption charge	0.00%	Performance fee	0.00%
Tranch volume	(05/23/2024) USD 1.27 mill.	Ongoing charges	-	Redeployment fee	0.00%
Total volume	-	Dividends		Investment company	
Launch date	10/20/1999			Natixis Inv. M. Int.	
KESr report funds	No			Im Trutz Frankfurt 55, 60322, Frankfurt am Main	
Business year start	01.01.			Germany	
Sustainability type	-			www.im.natixis.com	
Fund manager	Rushil Khanna, Vikas Shah				

Performance	1M	6M	YTD	1Y	2Y	3Y	5Y	Since start
Performance	+5.00%	+12.78%	+6.68%	+5.57%	+0.83%	+3.72%	+21.42%	+238.50%
Performance p.a.	-	-	-	+5.56%	+0.41%	+1.22%	+3.95%	+5.69%
Sharpe ratio	7.88	2.17	1.32	0.14	-0.24	-0.19	0.01	0.09
Volatility	9.80%	10.91%	10.77%	12.33%	13.95%	13.93%	17.75%	19.78%
Worst month	-	-1.13%	-1.13%	-5.75%	-8.09%	-8.09%	-20.63%	-21.88%
Best month	-	6.06%	6.06%	6.06%	10.69%	10.69%	12.48%	14.30%
Maximum loss	-1.14%	-5.58%	-5.58%	-11.40%	-19.46%	-19.82%	-37.97%	-

**Distribution permission**

Austria, Germany, Switzerland, United Kingdom

<sup>1</sup> Important note on update status: The displayed date refers exclusively to the calculation of the NAV.

<sup>2</sup> The Mountain-View Data Fund Rating calculates a comparative ranking for funds using yield, volatility and trend data. For more information visit [MVD Funds Rating](#)

<sup>3</sup> Displays the Ethical-Dynamical Ratio calculated according to standard criteria. The maximum value is 100. For more information visit [EDA](#)

## Natixis Pacific Rim Equity Fund R/A (EUR) / LU0147921554 / 753902 / Natixis Inv. M. Int.

### Investment strategy

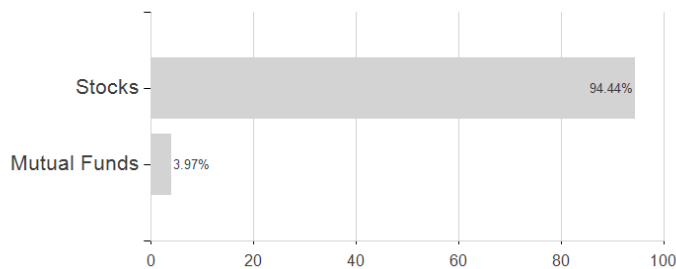
The Fund is not managed relative to a specific index. However, for indicative purposes only, the Fund's performance may be compared to the MSCI Pacific Free ex Japan TR . In practice, the portfolio of the Fund is likely to include constituents of the index, however, the Fund is unconstrained by the index and may therefore significantly deviate from it. The Fund promotes environmental or social characteristics but does not have as its objective a sustainable investment. The Fund may, however, invest partially in assets that have a sustainable objective. The Fund invests primarily in Pacific Rim companies. The Fund invests at least two-thirds of its total assets in equity securities of Pacific Rim companies, defined as companies domiciled or which exercise the preponderant part of their economic activities in any of the countries referenced in the Morgan Stanley Capital International ("MSCI") Pacific Free ex Japan Index.

### Investment goal

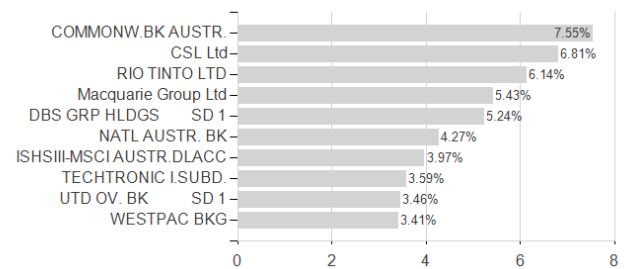
The investment objective of Natixis Pacific Rim Equity Fund (the "Fund") is long term growth of capital. This Fund may not be appropriate for investors who plan to withdraw their money within less than 5 years.

### Assessment Structure

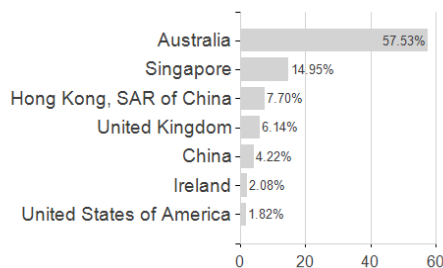
#### Assets



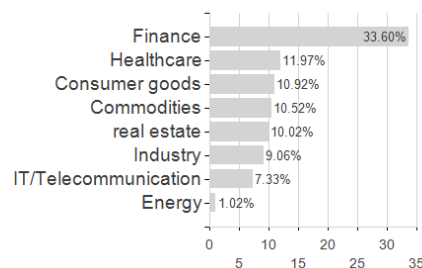
#### Largest positions



#### Countries



#### Branches



#### Currencies

