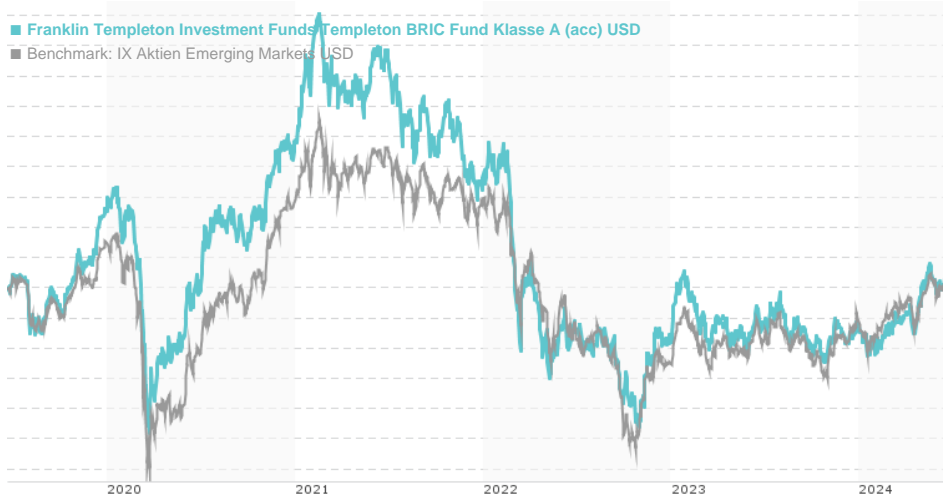


Franklin Templeton Investment Funds Templeton BRIC Fund Klasse A (acc) USD / LU0229945570 / A0F6YZ / Franklin

Last 06/18/2024 <sup>1</sup>	Region	Branch	Type of yield	Type
18.87 USD	Emerging Markets	Mixed Sectors	reinvestment	Equity Fund



Risk key figures

SRI	1	2	3	4	5	6	7
Mountain-View Funds Rating <sup>2</sup>	EDA <sup>3</sup>						
	79						

Yearly Performance

2023	+3.54%
2022	-22.84%
2021	-5.02%
2020	+10.42%
2019	+28.03%

Master data	Conditions	Other figures
-------------	------------	---------------

Fund type	Single fund	Issue surcharge	5.75%	Minimum investment	USD 1,000.00
Category	Equity	Planned administr. fee	0.00%	Savings plan	-
Sub category	Mixed Sectors	Deposit fees	0.14%	UCITS / OGAW	Yes
Fund domicile	Luxembourg	Redemption charge	0.00%	Performance fee	0.00%
Tranch volume	(05/31/2024) USD 276.88 mill.	Ongoing charges	-	Redeployment fee	0.00%
Total volume	(05/31/2024) USD 361.73 mill.	<b>Dividends</b>		<b>Investment company</b>	
Launch date	10/25/2005	Franklin Templeton			
KESt report funds	Yes	Schottenring 16, 2.OG, 1010, Wien			
Business year start	01.07.	Austria			
Sustainability type	-	https://www.franklintempleton.at			
Fund manager	Chetan Sehgal				

Performance	1M	6M	YTD	1Y	2Y	3Y	5Y	Since start
Performance	-1.87%	+9.71%	+7.64%	+5.24%	+11.07%	-25.44%	+4.72%	+88.70%
Performance p.a.	-	-	-	+5.24%	+5.40%	-9.32%	+0.93%	+3.46%
Sharpe ratio	-1.75	1.11	0.91	0.10	0.09	-0.64	-0.13	-0.01
Volatility	14.22%	15.06%	14.99%	15.27%	18.02%	20.42%	22.11%	23.39%
Worst month	-	-4.73%	-4.73%	-6.07%	-10.33%	-12.67%	-18.88%	-32.52%
Best month	-	3.09%	3.09%	5.97%	20.29%	20.29%	20.29%	24.10%
Maximum loss	-4.37%	-6.05%	-4.82%	-11.71%	-18.67%	-44.76%	-46.98%	-

Distribution permission

Austria, Germany, Switzerland, United Kingdom, Luxembourg

1 Important note on update status: The displayed date refers exclusively to the calculation of the NAV.  
 2 The Mountain-View Data Fund Rating calculates a comparative ranking for funds using yield, volatility and trend data. For more information visit [MVD Funds Rating](#)  
 3 Displays the Ethical-Dynamical Ratio calculated according to standard criteria. The maximum value is 100. For more information visit [EDA](#)

**Franklin Templeton Investment Funds Templeton BRIC Fund Klasse A (acc) USD / LU0229945570 / A0F6YZ / Franklin**

**Investment strategy**

The Fund pursues an actively managed investment strategy and invests mainly in: - equity securities issued by companies of any size located in, or doing significant business in, Brazil, Russia, India or China (including Hong Kong and Taiwan) The Fund can invest to a lesser extent in: - equity or debt securities issued by companies of any size located in any country, including any other emerging markets. As one of the pioneers of investing directly in the stock markets of Brazil, Russia, India and China, the investment team uses in-depth financial analysis to select individual securities that it believes will provide the best opportunities for increased value over the long term. The benchmark of the Fund is the MSCI BRIC Index-NR. The benchmark is used solely as a reference for Investors to compare against the Fund's performance, and the benchmark is neither used as a constraint on how the Fund's portfolio is to be constructed nor set as a target for the Fund's performance to beat. The Fund can deviate from the benchmark.

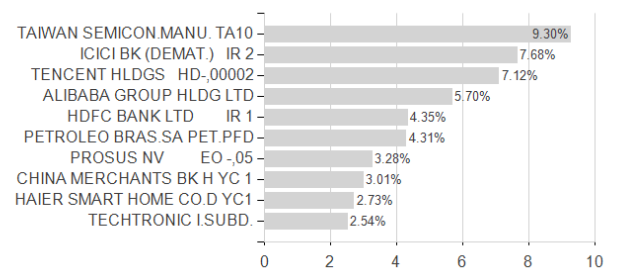
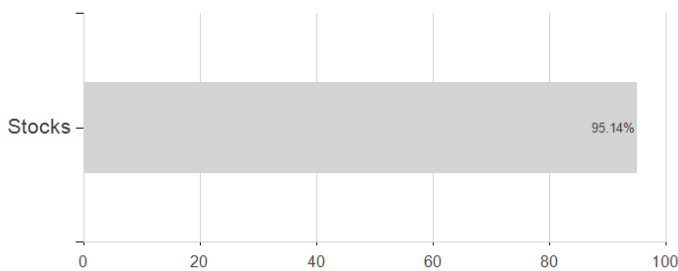
**Investment goal**

The Fund aims to increase the value of its investments over the medium to long term.

**Assessment Structure**

**Assets**

**Largest positions**



**Countries**

**Branches**

**Currencies**

