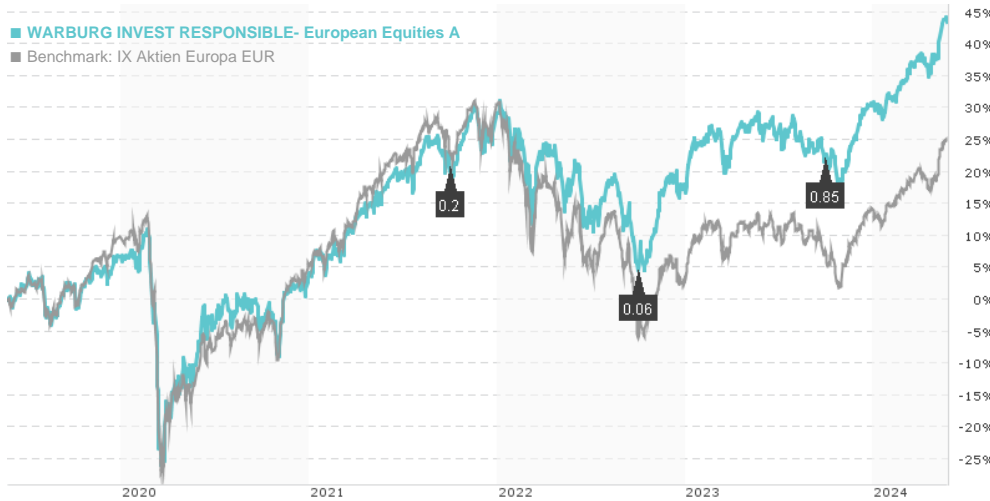


## WARBURG INVEST RESPONSIBLE- European Equities A / DE0006780265 / 678026 / WARBURG INVEST KAG

Last 05/23/2024 <sup>1</sup>	Region	Branch	Type of yield	Type
56.26 EUR	Europe	Mixed Sectors	paying dividend	Equity Fund



### Risk key figures

SRI 1 2 3 4 5 6 7

Mountain-View Funds Rating<sup>2</sup> EDA<sup>3</sup>

79

### Yearly Performance

2023	+10.76%
2022	-8.66%
2021	+24.02%
2020	-2.47%
2019	+16.03%

Master data		Conditions		Other figures	
Fund type	Single fund	Issue surcharge	5.00%	Minimum investment	UNT 0
Category	Equity	Planned administr. fee	0.00%	Savings plan	-
Sub category	Mixed Sectors	Deposit fees	0.10%	UCITS / OGAW	Yes
Fund domicile	Germany	Redemption charge	0.00%	Performance fee	0.00%
Tranch volume	(05/23/2024) EUR 9.89 mill.	Ongoing charges	-	Redeployment fee	0.00%
Total volume	(06/30/2023) EUR 35.85 mill.	Dividends		Investment company	
Launch date	6/14/2004	29.09.2023	0.85 EUR	WARBURG INVEST KAG Ferdinandstraße 75, 20095, Hamburg Germany <a href="https://www.warburg-fonds.com">https://www.warburg-fonds.com</a>	
KEST report funds	Yes	30.09.2022	0.06 EUR		
Business year start	01.07.	30.09.2021	0.20 EUR		
Sustainability type	Ethics/ecology	30.09.2020	0.12 EUR		
Fund manager	WARBURG INVEST KAG MBH, Hamburg	30.09.2019	0.40 EUR		

Performance	1M	6M	YTD	1Y	2Y	3Y	5Y	Since start
Performance	+4.90%	+14.84%	+9.73%	+10.97%	+22.42%	+22.38%	+41.48%	+149.54%
Performance p.a.	-	-	-	+10.93%	+10.63%	+6.97%	+7.18%	+4.69%
Sharpe ratio	8.77	3.77	2.89	0.78	0.59	0.25	0.21	0.07
Volatility	8.58%	7.52%	8.00%	9.14%	11.56%	12.84%	15.94%	12.90%
Worst month	-	0.06%	0.06%	-3.90%	-7.99%	-7.99%	-17.33%	-17.33%
Best month	-	7.21%	3.89%	7.21%	7.91%	7.91%	12.44%	12.44%
Maximum loss	-0.96%	-2.56%	-2.56%	-9.21%	-14.19%	-20.26%	-33.32%	-

### Distribution permission

Austria, Germany

<sup>1</sup> Important note on update status: The displayed date refers exclusively to the calculation of the NAV.

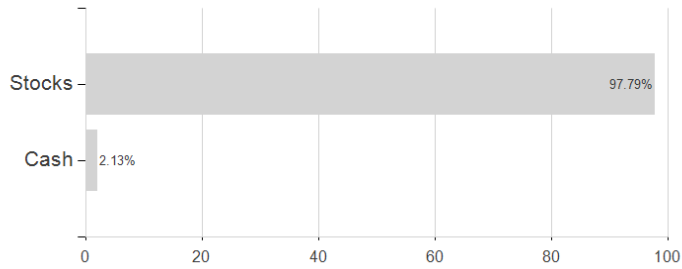
<sup>2</sup> The Mountain-View Data Fund Rating calculates a comparative ranking for funds using yield, volatility and trend data. For more information visit [MVD Funds Rating](#)

<sup>3</sup> Displays the Ethical-Dynamical Ratio calculated according to standard criteria. The maximum value is 100. For more information visit [EDA](#)

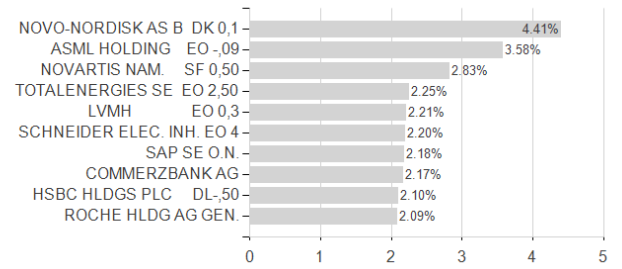
## WARBURG INVEST RESPONSIBLE- European Equities A / DE0006780265 / 678026 / WARBURG INVEST KAG

### Assessment Structure

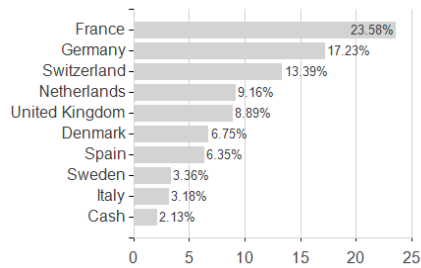
#### Assets



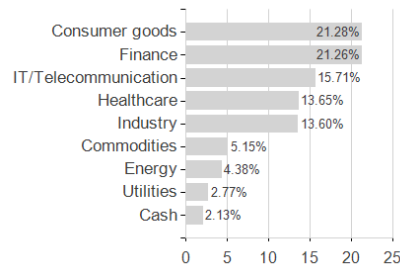
#### Largest positions



#### Countries



#### Branches



#### Currencies

