

## JPM Europe Small Cap A (acc) - EUR / LU0210531637 / A0DQH3 / JPMorgan AM (EU)

Last 05/16/2024 <sup>1</sup>	Region	Branch	Type of yield	Type
36.88 EUR	Europe	Mixed Sectors	reinvestment	Equity Fund

■ JPM Europe Small Cap A (acc) - EUR  
■ Benchmark: IX Aktien Europa Small Caps



### Risk key figures

SRI 1 2 3 4 5 6 7

Mountain-View Funds Rating<sup>2</sup> EDA<sup>3</sup>

80

### Yearly Performance

2023	+8.87%
2022	-29.08%
2021	+29.25%
2020	+3.43%
2019	+31.87%

Master data		Conditions		Other figures	
Fund type	Single fund	Issue surcharge	5.00%	Minimum investment	USD 35,000.00
Category	Equity	Planned administr. fee	0.00%	Savings plan	-
Sub category	Mixed Sectors	Deposit fees	0.00%	UCITS / OGAW	Yes
Fund domicile	Luxembourg	Redemption charge	0.50%	Performance fee	0.00%
Tranch volume	(05/16/2024) EUR 47.95 mill.	Ongoing charges	-	Redeployment fee	0.00%
Total volume	(05/16/2024) EUR 358.60 mill.	Dividends		Investment company	
Launch date	3/31/2005	JPMorgan AM (EU)			
KESr report funds	Yes	PO Box 275, 2012, Luxembourg			
Business year start	01.07.	Luxembourg			
Sustainability type	-	<a href="https://www.jpmorganassetmanagement.de">https://www.jpmorganassetmanagement.de</a>			
Fund manager	F. Conte, G. Brittain, E. Greaves				

Performance	1M	6M	YTD	1Y	2Y	3Y	5Y	Since start
Performance	+5.13%	+17.68%	+9.31%	+13.69%	+10.16%	-3.05%	+28.68%	+268.80%
Performance p.a.	-	-	-	+13.65%	+4.95%	-1.03%	+5.17%	+7.06%
Sharpe ratio	6.48	3.40	2.23	0.82	0.07	-0.28	0.07	0.18
Volatility	12.35%	10.30%	10.48%	12.04%	15.23%	17.01%	19.65%	18.18%
Worst month	-	-0.31%	-0.31%	-5.92%	-12.02%	-12.02%	-25.73%	-25.73%
Best month	-	7.82%	6.37%	7.82%	10.43%	10.43%	14.43%	16.47%
Maximum loss	-1.49%	-3.73%	-3.24%	-12.65%	-22.28%	-38.73%	-46.60%	-

### Distribution permission

Austria, Germany, Switzerland, United Kingdom, Luxembourg

<sup>1</sup> Important note on update status: The displayed date refers exclusively to the calculation of the NAV.

<sup>2</sup> The Mountain-View Data Fund Rating calculates a comparative ranking for funds using yield, volatility and trend data. For more information visit [MVD Funds Rating](#)

<sup>3</sup> Displays the Ethical-Dynamical Ratio calculated according to standard criteria. The maximum value is 100. For more information visit [EDA](#)

## JPM Europe Small Cap A (acc) - EUR / LU0210531637 / A0DQH3 / JPMorgan AM (EU)

### Investment strategy

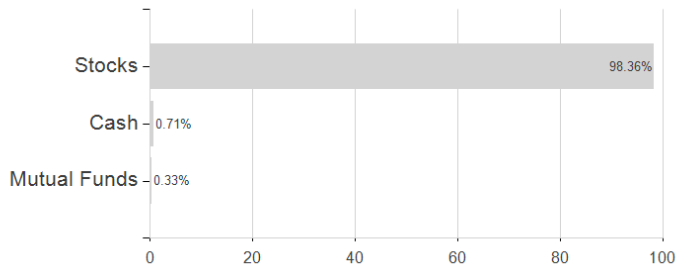
At least 67% of assets invested in equities of small capitalisation companies that are domiciled, or carrying out the main part of their economic activity, in a European country. Market capitalisation is the total value of a company's shares and may fluctuate materially over time. Small capitalisation companies are those whose market capitalisation is within the range of the benchmark for the Sub-Fund at the time of purchase. At least 51% of assets are invested in companies with positive environmental and/or social characteristics that follow good governance practices as measured through the Investment Manager's proprietary ESG scoring methodology and/or third party data.

### Investment goal

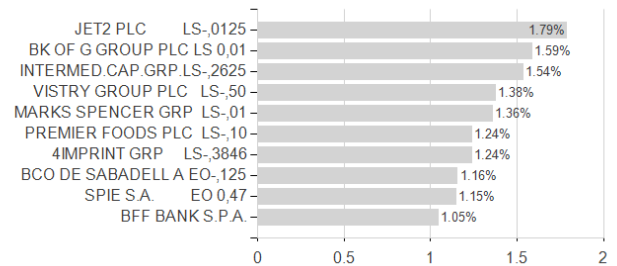
To provide long-term capital growth by investing primarily in small capitalisation European companies.

### Assessment Structure

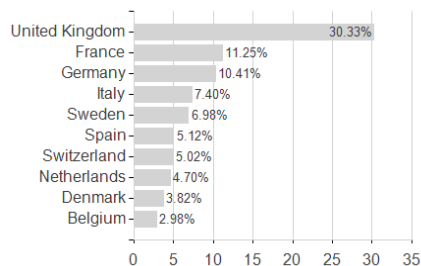
#### Assets



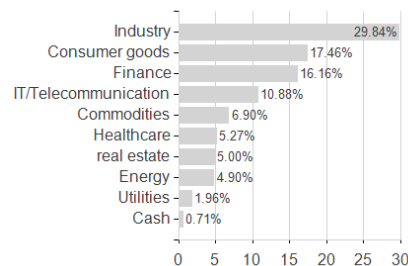
#### Largest positions



#### Countries



#### Branches



#### Currencies

