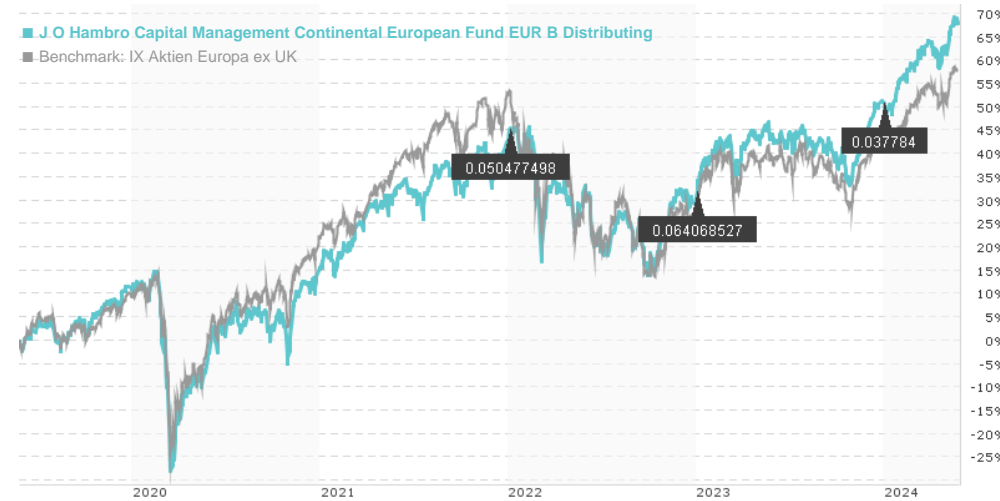


J O Hambro Capital Management Continental European Fund EUR B Distributing / IE0033009014 / A0BLYL / JO

Last 05/24/2024 ¹	Country	Branch	Type of yield	Type
5.46 EUR	-	Mixed Sectors	paying dividend	Equity Fund



Risk key figures

SRI 1 2 3 4 5 6 7

Mountain-View Funds Rating² EDA³

▲ ▲ ▲ ▲ ▲ ▲

Yearly Performance

2023	+16.90%
2022	-8.92%
2021	+23.23%
2020	+4.19%
2019	+22.61%

Master data		Conditions		Other figures	
Fund type	Single fund	Issue surcharge	5.00%	Minimum investment	GBP 1,000.00
Category	Equity	Planned administr. fee	0.00%	Savings plan	-
Sub category	Mixed Sectors	Deposit fees	0.01%	UCITS / OGAW	Yes
Fund domicile	Ireland	Redemption charge	0.00%	Performance fee	0.00%
Tranch volume	(05/24/2024) EUR 14.91 mill.	Ongoing charges	-	Redeployment fee	0.00%
Total volume	(05/24/2024) EUR 554.79 mill.	Dividends		Investment company	
Launch date	5/7/2003	02.01.2024	0.04 EUR	JO Hambro Capital M. 14 Ryder Street, SW1Y6QB, London United Kingdom https://www.johcm.co.uk	
KESr report funds	Yes	03.01.2023	0.06 EUR		
Business year start	01.01.	04.01.2022	0.05 EUR		
Sustainability type	-	04.01.2021	0.03 EUR		
Fund manager	Paul Wild	02.01.2020	0.06 EUR		

Performance	1M	6M	YTD	1Y	2Y	3Y	5Y	Since start
Performance	+3.16%	+16.51%	+10.83%	+17.11%	+30.10%	+28.08%	+67.45%	+569.51%
Performance p.a.	-	-	-	+17.06%	+14.04%	+8.59%	+10.85%	+9.46%
Sharpe ratio	3.95	3.53	2.68	1.27	0.78	0.31	0.39	0.32
Volatility	10.67%	9.15%	9.76%	10.45%	13.06%	15.19%	18.25%	17.85%
Worst month	-	-0.82%	-0.82%	-4.14%	-9.91%	-9.91%	-14.70%	-14.70%
Best month	-	7.79%	4.53%	7.79%	7.79%	7.79%	16.79%	17.16%
Maximum loss	-1.21%	-3.76%	-3.76%	-8.68%	-14.36%	-21.81%	-37.30%	-

Distribution permission

Austria, Germany, Switzerland, United Kingdom

¹ Important note on update status: The displayed date refers exclusively to the calculation of the NAV.

² The Mountain-View Data Fund Rating calculates a comparative ranking for funds using yield, volatility and trend data. For more information visit [MVD Funds Rating](#)

³ Displays the Ethical-Dynamical Ratio calculated according to standard criteria. The maximum value is 100. For more information visit [EDA](#)

J O Hambro Capital Management Continental European Fund EUR B Distributing / IE0033009014 / A0BLYL / JO

Investment strategy

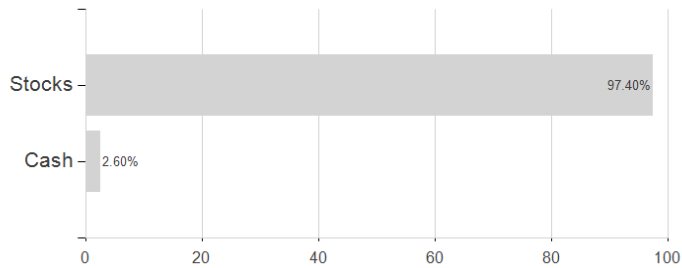
The Fund aims to achieve its objective by investing in equity securities of companies domiciled or exercising the predominant part of their economic activities in Europe, excluding the UK.

Investment goal

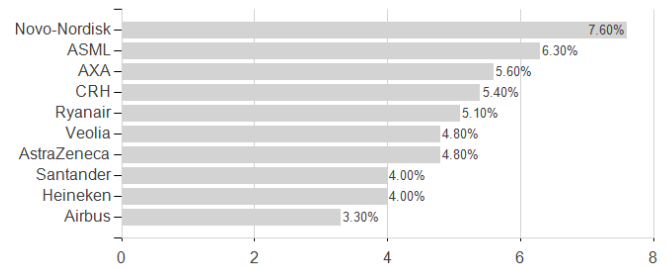
The primary investment objective of the Fund is to seek long-term capital growth.

Assessment Structure

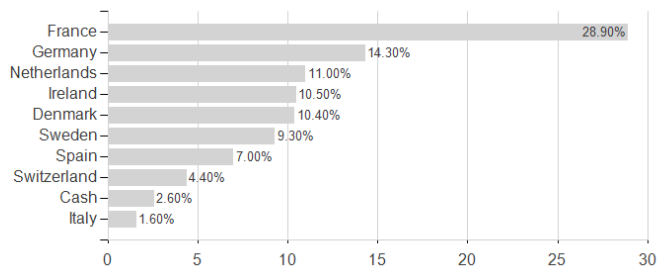
Assets



Largest positions



Countries



Branches

