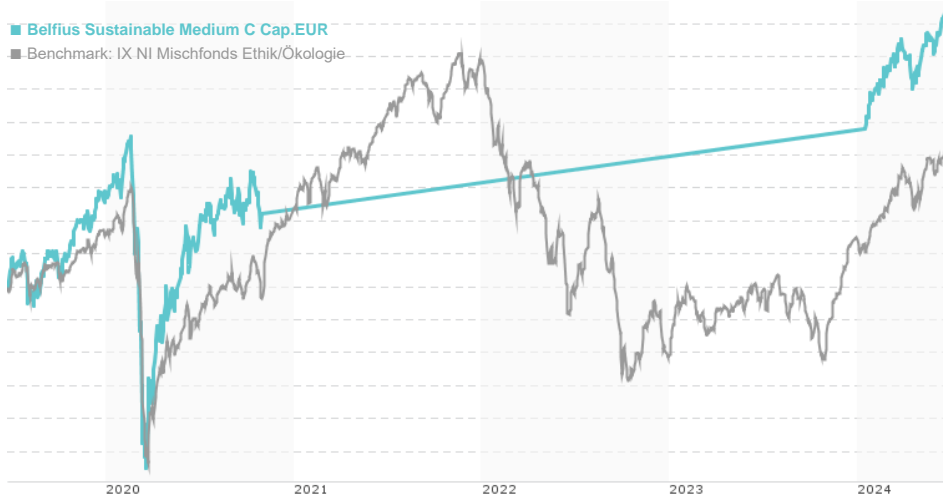


**Belfius Sustainable Medium C Cap.EUR / BE0159411405 / 550967 / Belfius Asset M.**

Last 06/18/2024 <sup>1</sup>	Region	Branch	Type of yield	Type
8.36 EUR	Worldwide	Mixed fund/flexible	reinvestment	Mixed Fund



**Risk key figures**

SRI	1	2	3	4	5	6	7
Mountain-View Funds Rating <sup>2</sup>	EDA <sup>3</sup>						
	▲▲▲▲▲▲▲						

**Yearly Performance**

2019	+14.59%
2018	-7.06%
2017	+4.30%
2016	+3.11%
2015	+2.96%

Master data		Conditions		Other figures	
Fund type	Fund of funds	Issue surcharge	2.50%	Minimum investment	UNT 0
Category	Mixed Fund	Planned administr. fee	0.00%	Savings plan	-
Sub category	Mixed fund/flexible	Deposit fees	0.03%	UCITS / OGAW	Yes
Fund domicile	Belgium	Redemption charge	0.00%	Performance fee	0.00%
Tranch volume	(06/18/2024) EUR 985.56 mill.	Ongoing charges	(12/31/2019) 1.78%	Redeployment fee	0.00%
Total volume	(06/18/2024) EUR 2,402.01 mill.	<b>Dividends</b>		<b>Investment company</b>	
Launch date	2/1/2022	Belfius Asset M. Place Rogier 11, 1210, Brüssel Belgium www.belfiusam.be			
KEST report funds	Yes				
Business year start	01.01.				
Sustainability type	Ethics/ecology				
Fund manager	DUFOSSE Nadege				

Performance	1M	6M	YTD	1Y	2Y	3Y	5Y	Since start
Performance	+1.14%	+6.29%	+6.29%	-	-	-	+16.12%	+237.29%
Performance p.a.	-	-	-	-	-	-	+3.03%	+4.40%
Sharpe ratio	3.05	-	-	-	-	-	-0.11	0.08
Volatility	3.99%	2.96%	2.96%	2.96%	2.96%	2.96%	6.07%	8.68%
Worst month	-	-1.22%	-1.22%	-1.22%	0.00%	0.00%	-9.42%	-9.42%
Best month	-	1.54%	1.54%	1.54%	0.00%	0.00%	6.99%	6.99%
Maximum loss	-0.96%	-2.64%	-2.64%	-2.64%	-2.64%	-2.64%	-18.48%	-

**Distribution permission**

Austria, Germany, Switzerland, France, Belgium, Italy, Spain

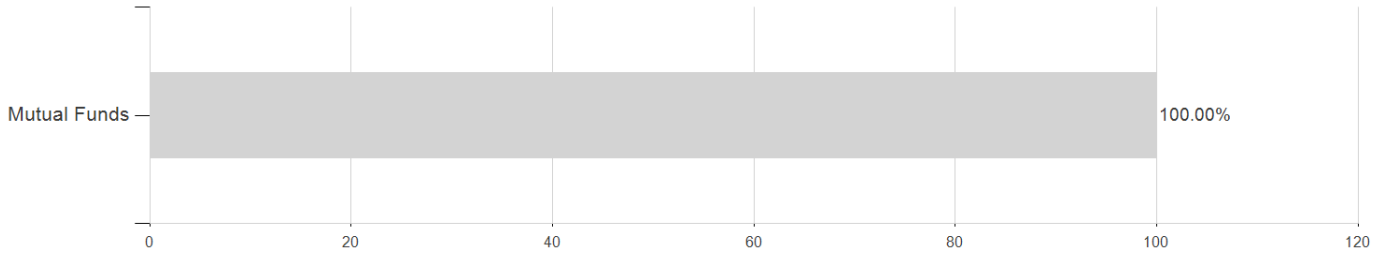
<sup>1</sup> Important note on update status: The displayed date refers exclusively to the calculation of the NAV.  
<sup>2</sup> The Mountain-View Data Fund Rating calculates a comparative ranking for funds using yield, volatility and trend data. For more information visit [MVD Funds Rating](#)

**Belfius Sustainable Medium C Cap.EUR / BE0159411405 / 550967 / Belfius Asset M.**

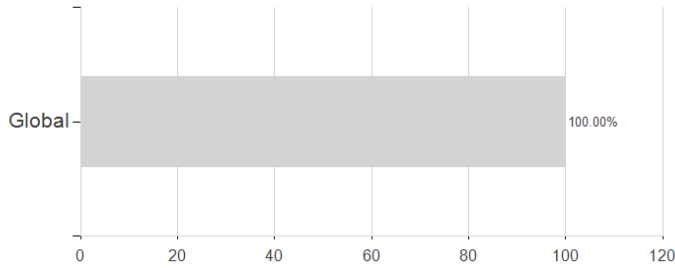
3 Displays the Ethical-Dynamical Ratio calculated according to standard criteria. The maximum value is 100. For more information visit [EDA](#)

Assessment Structure

Assets



Countries



Largest positions

